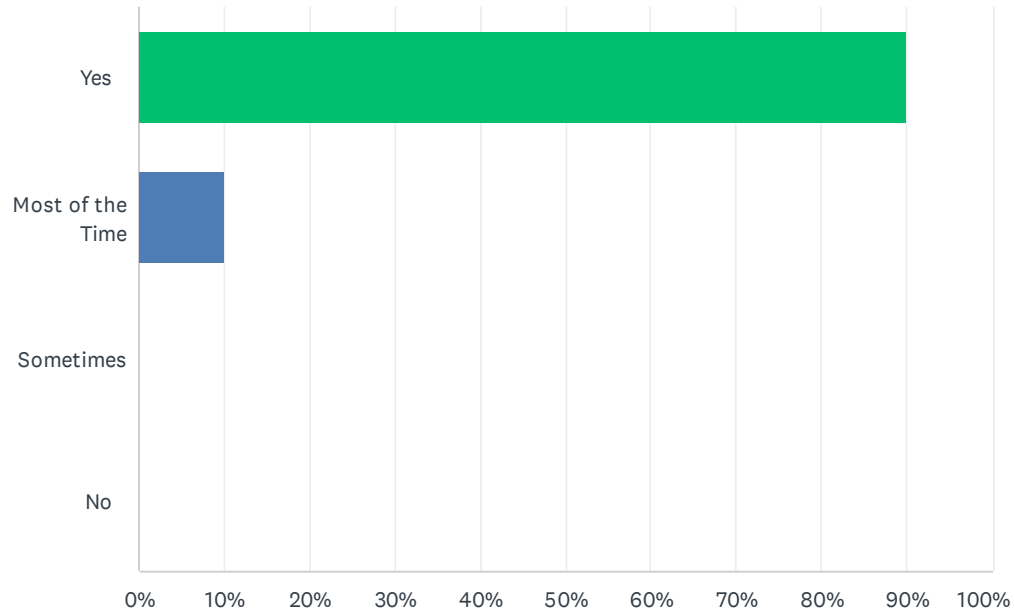


Q1 Are the staff friendly, courteous, respectful and treat your Resident with dignity?

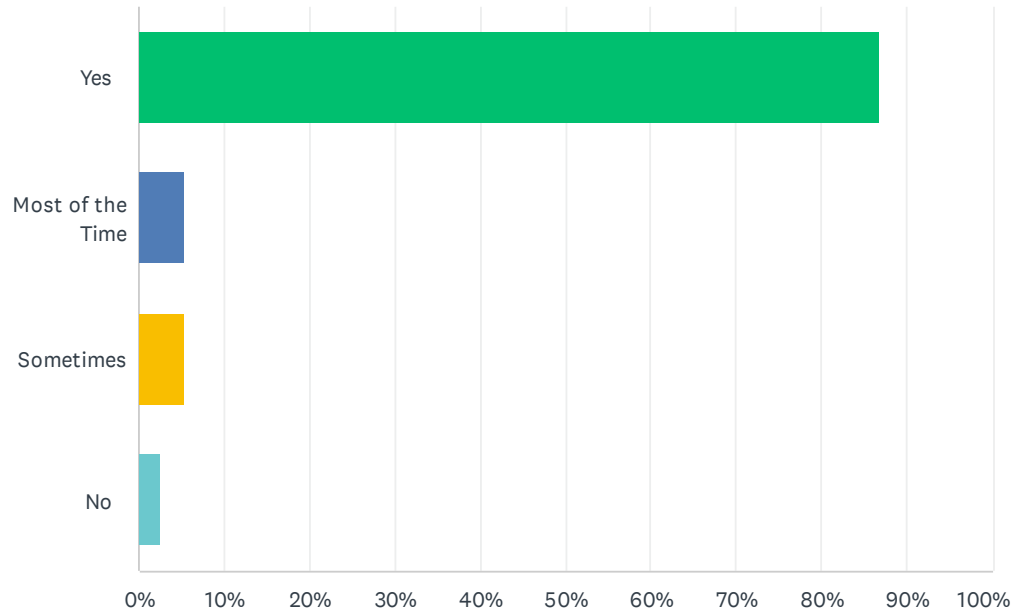
Answered: 40 Skipped: 0



ANSWER CHOICES	RESPONSES	
Yes	90.00%	36
Most of the Time	10.00%	4
Sometimes	0.00%	0
No	0.00%	0
TOTAL		40

Q2 Does the staff speak privately about your Resident's health status/condition or behaviours?

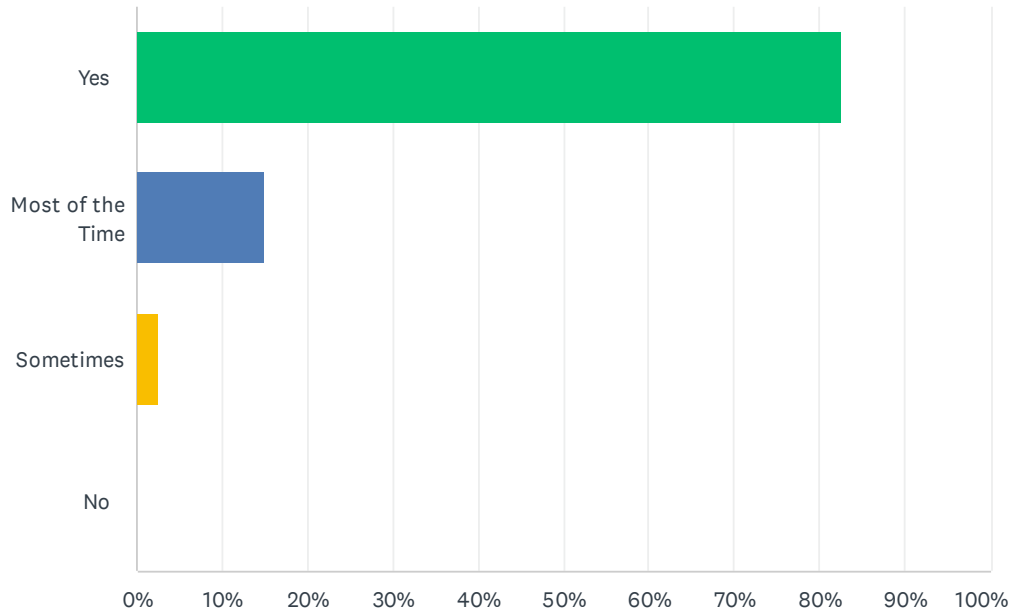
Answered: 38 Skipped: 2



ANSWER CHOICES	RESPONSES	
Yes	86.84%	33
Most of the Time	5.26%	2
Sometimes	5.26%	2
No	2.63%	1
TOTAL		38

Q3 Does your Resident receive appropriate assistance with all of their care needs?

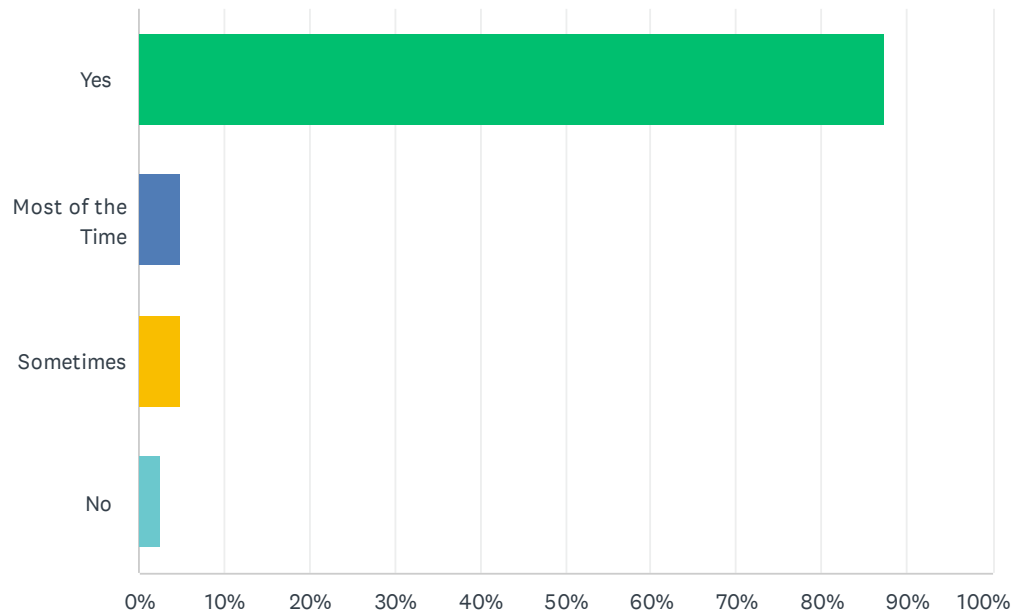
Answered: 40 Skipped: 0



ANSWER CHOICES	RESPONSES	
Yes	82.50%	33
Most of the Time	15.00%	6
Sometimes	2.50%	1
No	0.00%	0
TOTAL		40

Q4 Are you informed of changes in your Resident's condition?

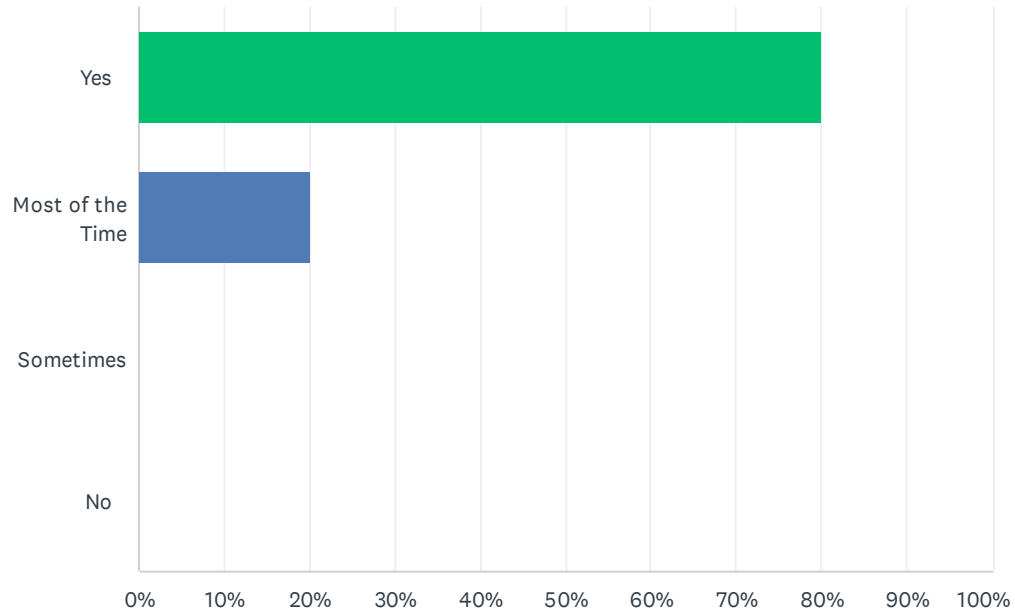
Answered: 40 Skipped: 0



ANSWER CHOICES	RESPONSES	
Yes	87.50%	35
Most of the Time	5.00%	2
Sometimes	5.00%	2
No	2.50%	1
TOTAL		40

Q5 Does the home attempt to work with your Resident to accommodate their grooming preferences?

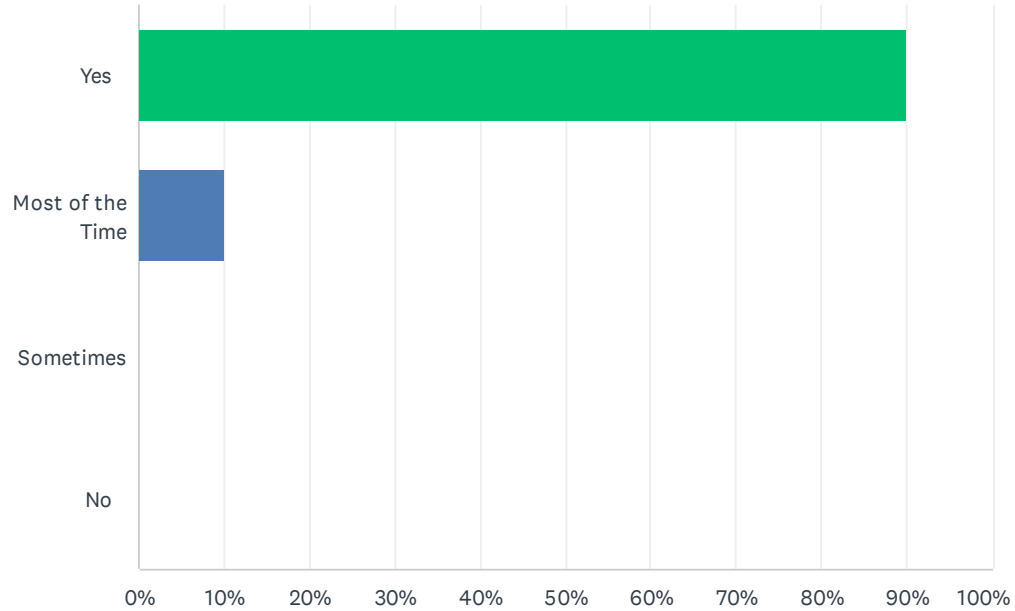
Answered: 40 Skipped: 0



ANSWER CHOICES	RESPONSES	
Yes	80.00%	32
Most of the Time	20.00%	8
Sometimes	0.00%	0
No	0.00%	0
TOTAL		40

Q6 Does the home attempt to accommodate your Resident's food preferences?

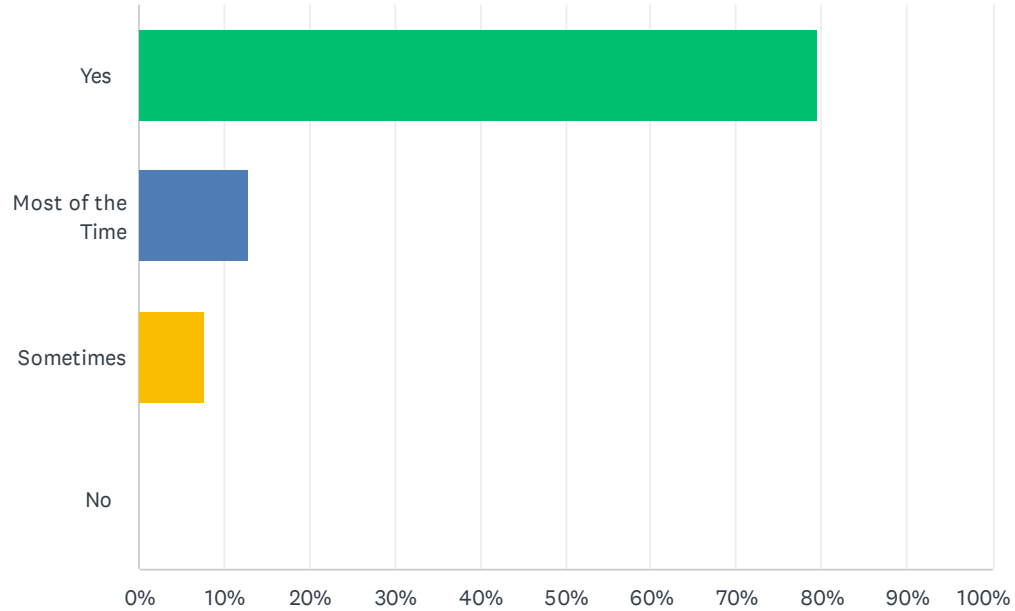
Answered: 40 Skipped: 0



ANSWER CHOICES	RESPONSES	
Yes	90.00%	36
Most of the Time	10.00%	4
Sometimes	0.00%	0
No	0.00%	0
TOTAL		40

Q7 Does the home attempt to accommodate your Resident's activity preferences?

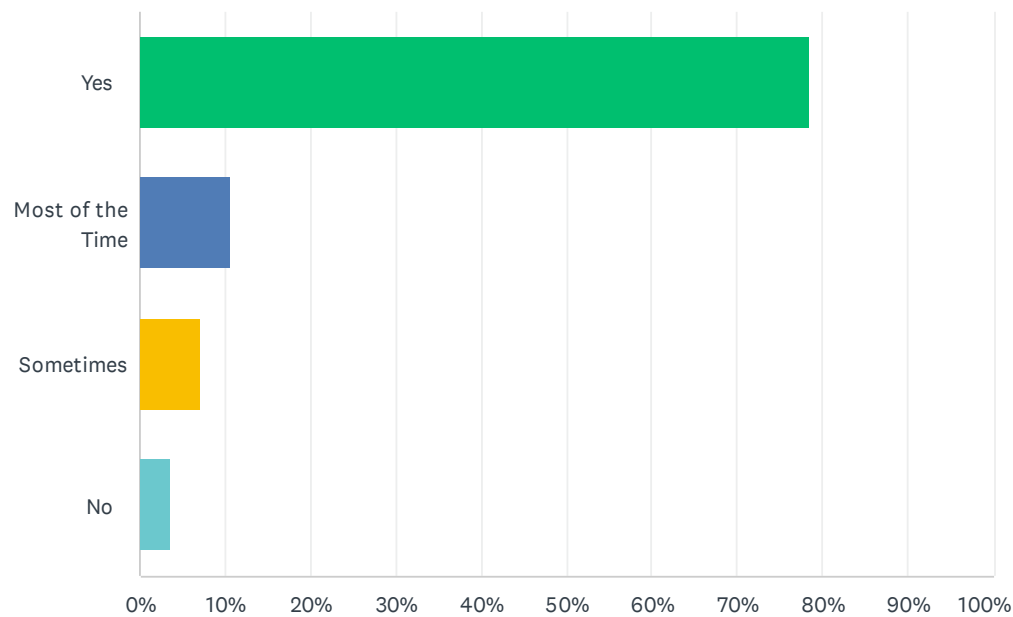
Answered: 39 Skipped: 1



ANSWER CHOICES	RESPONSES	
Yes	79.49%	31
Most of the Time	12.82%	5
Sometimes	7.69%	3
No	0.00%	0
TOTAL		39

Q8 Do you feel multi-team conferences allow for your input?

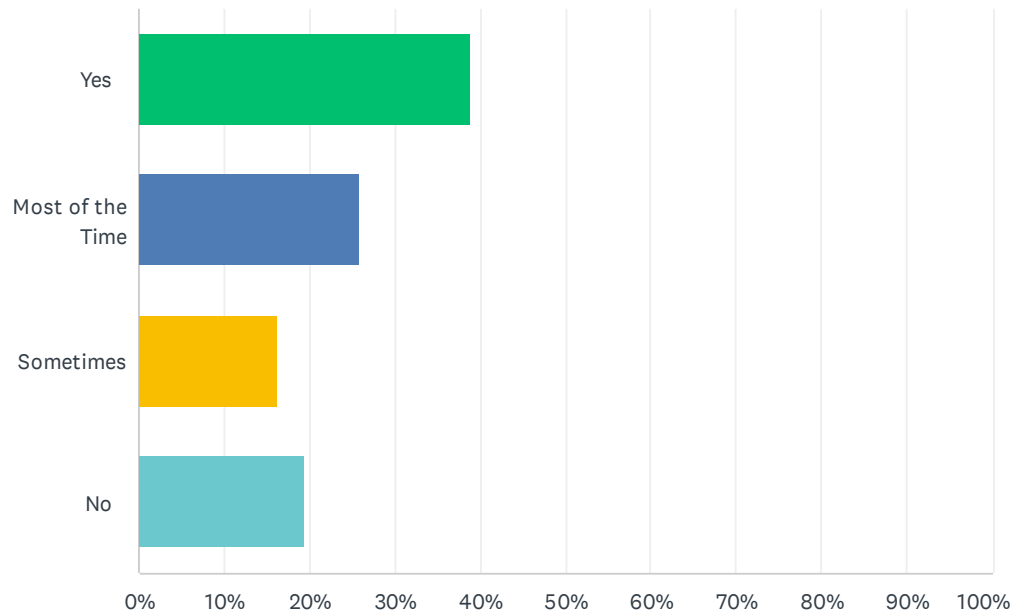
Answered: 28 Skipped: 12



ANSWER CHOICES	RESPONSES	
Yes	78.57%	22
Most of the Time	10.71%	3
Sometimes	7.14%	2
No	3.57%	1
TOTAL		28

Q9 Is the Physician available to speak to you in a timely manner?

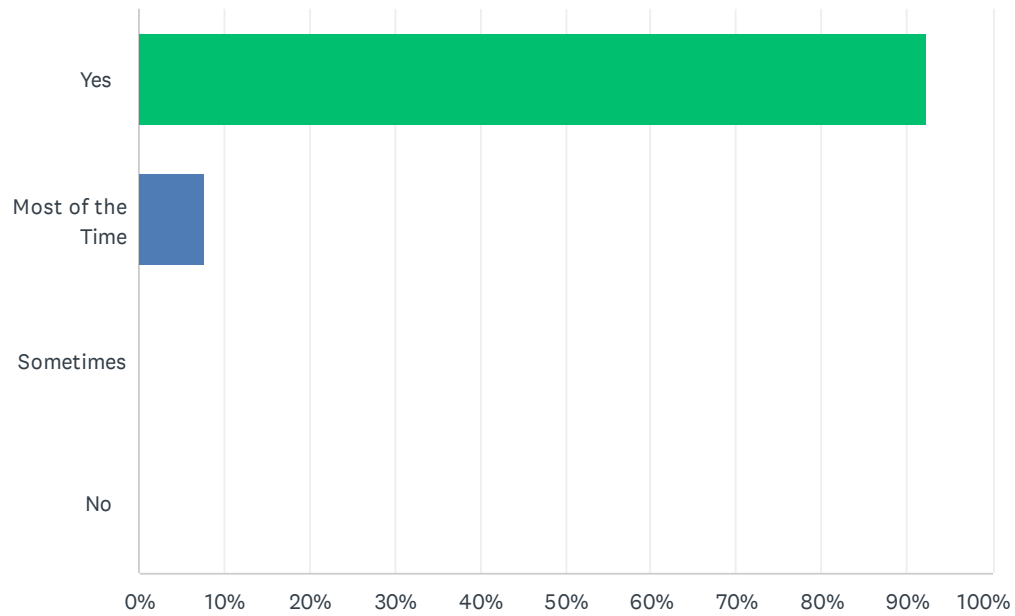
Answered: 31 Skipped: 9



ANSWER CHOICES	RESPONSES	
Yes	38.71%	12
Most of the Time	25.81%	8
Sometimes	16.13%	5
No	19.35%	6
TOTAL		31

Q10 Is the home clean and comfortable?

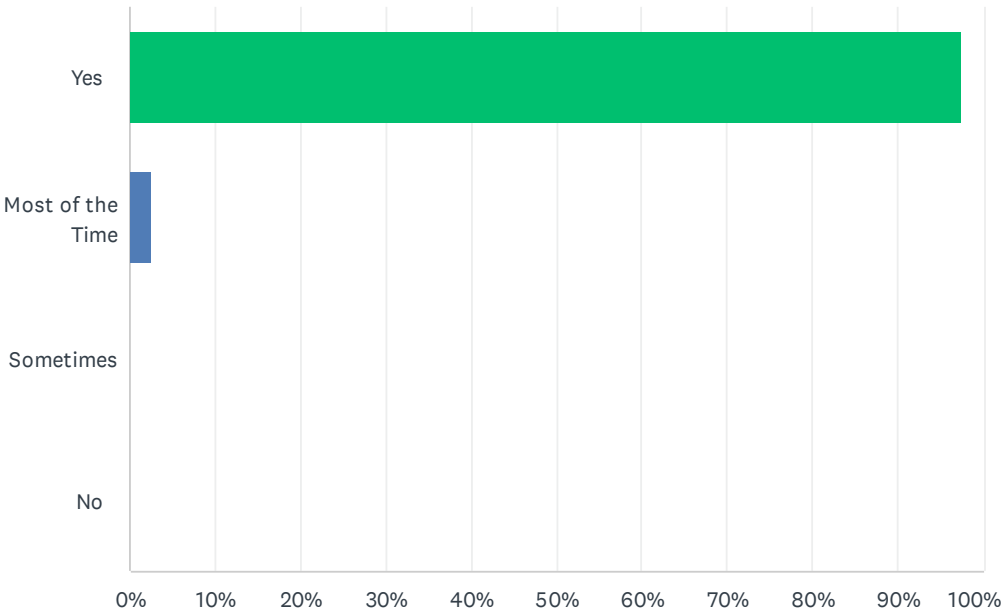
Answered: 39 Skipped: 1



ANSWER CHOICES	RESPONSES	
Yes	92.31%	36
Most of the Time	7.69%	3
Sometimes	0.00%	0
No	0.00%	0
TOTAL		39

Q11 Is the home a safe environment?

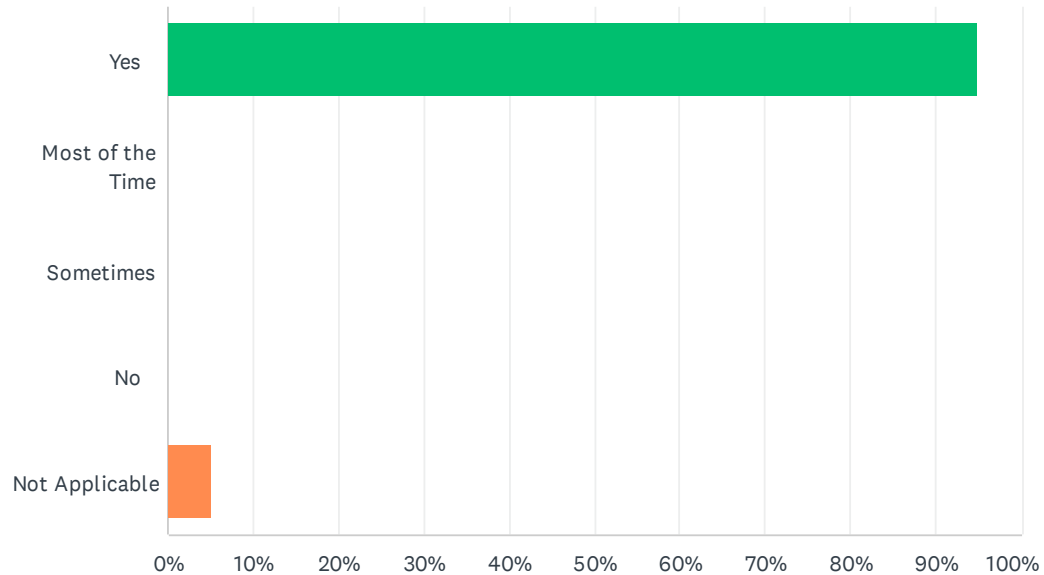
Answered: 38 Skipped: 2



ANSWER CHOICES	RESPONSES	
Yes	97.37%	37
Most of the Time	2.63%	1
Sometimes	0.00%	0
No	0.00%	0
TOTAL		38

Q12 Are business transactions and matters regarding finances dealt with efficiently and to your satisfaction?

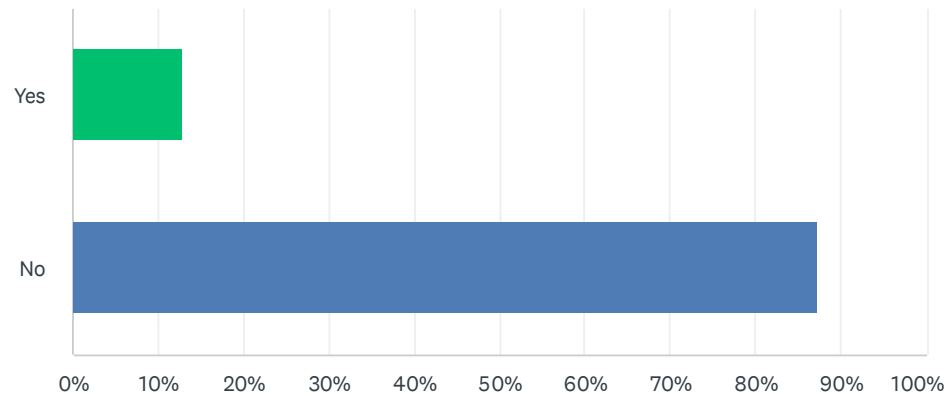
Answered: 39 Skipped: 1



ANSWER CHOICES	RESPONSES	
Yes	94.87%	37
Most of the Time	0.00%	0
Sometimes	0.00%	0
No	0.00%	0
Not Applicable	5.13%	2
TOTAL		39

Q13 Are you interested in joining Family Council?

Answered: 39 Skipped: 1



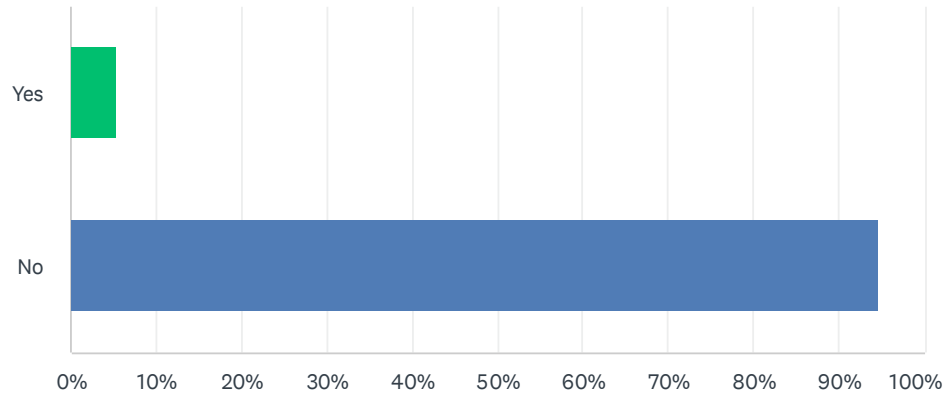
ANSWER CHOICES	RESPONSES	
Yes	12.82%	5
No	87.18%	34
TOTAL		39

Q14 Are there other services you would like to see provided. If yes, please provide details below.

Answered: 15 Skipped: 25

Q15 Would you like to be contacted to discuss the survey? (If Yes - Please provide contact information below)

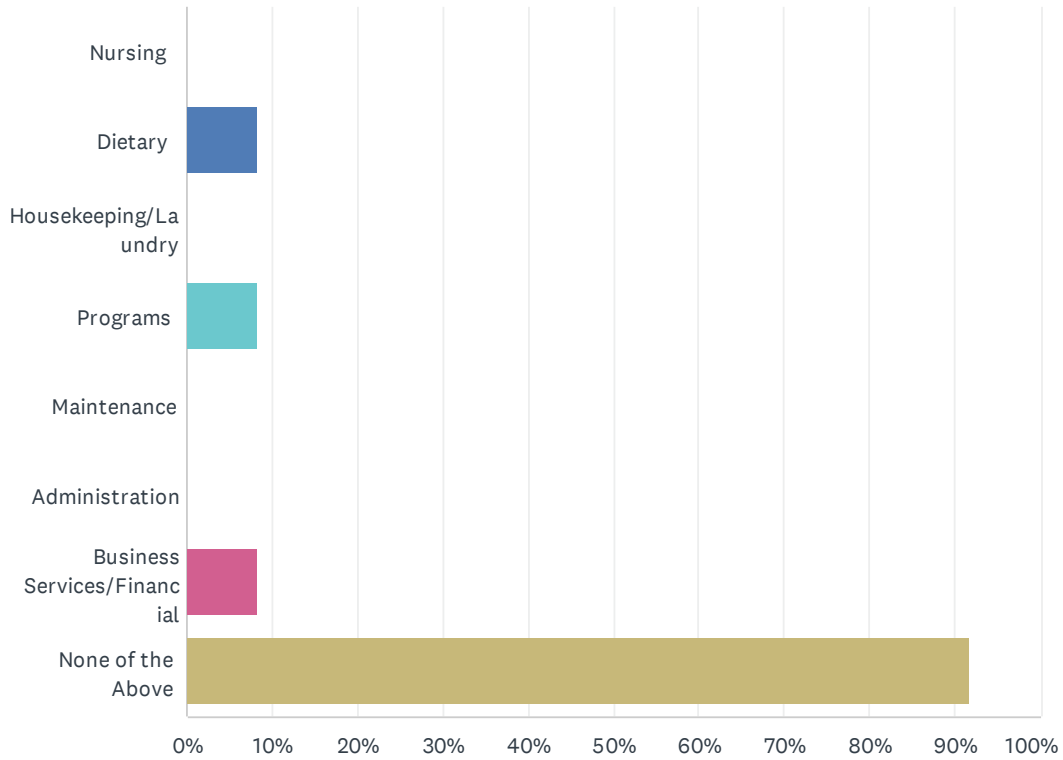
Answered: 37 Skipped: 3



ANSWER CHOICES	RESPONSES	
Yes	5.41%	2
No	94.59%	35
TOTAL		37

Q16 If yes, which department is your concern related to:

Answered: 12 Skipped: 28



ANSWER CHOICES	RESPONSES	
Nursing	0.00%	0
Dietary	8.33%	1
Housekeeping/Laundry	0.00%	0
Programs	8.33%	1
Maintenance	0.00%	0
Administration	0.00%	0
Business Services/Financial	8.33%	1
None of the Above	91.67%	11
Total Respondents: 12		

Q17 Name/Date/Contact Information

Answered: 39 Skipped: 1

Q18 Comments/Suggestions

Answered: 13 Skipped: 27