

Tall *or* small *Recycle 'em all!*



www.norfolkcounty.ca

"Simple Sort" 2-Box Recycling

Begins in
Norfolk County
Monday, May 2, 2011

See inside for important changes
to Norfolk's recycling program

New!

More Items Accepted Starting in May!

(empty metal paint cans, empty metal aerosol containers,
cardboard spiral cans with metal bottoms, Tetra Pak™ containers)

See inside and back cover for details.









Keep this useful sorting guide near your recycling!



Existing **SMALL** Black or Blue Box for PAPER:

Now for paper fibres such as newspapers, correspondence, boxboard, small cardboard boxes, and plastic bags, too.

PAPER Black Box	Include	How to Prepare	NOT Accepted
Household Paper 	<ul style="list-style-type: none"> ✓ correspondence ✓ junk mail ✓ cards ✓ regular paper bags ✓ office paper ✓ window and plain envelopes ✓ paperbacks and insides of hard-cover books 	<ul style="list-style-type: none"> • Do not place paper inside plastic or paper bags. Place loose in box. • Place shredded paper (only) inside a clear, firmly-tied plastic bag, or paper bag and roll or fold down the top; place beside recycling boxes. • Discard covers from hard-covered books. 	<ul style="list-style-type: none"> ✗ No gift wrapping paper. ✗ No paper beverage or take-out coffee cups. ✗ No coated paper bags (e.g. pet food bags). ✗ No envelopes with plastic bubble liners.
Newspaper & Magazines 	<ul style="list-style-type: none"> ✓ newspapers ✓ flyers ✓ magazines ✓ catalogues ✓ phone books 	<ul style="list-style-type: none"> • Place papers loose in box. • Place heavier items over loose newspapers and flyers. <p><i>See below for plastic bags.</i></p>	
Paper Egg Cartons & Small Boxes 	<ul style="list-style-type: none"> ✓ paper egg cartons ✓ small corrugated cardboard boxes ✓ take-out beverage trays 	<ul style="list-style-type: none"> • No food residue. • Flatten boxes. 	<ul style="list-style-type: none"> ✗ No waxed or coated boxes.
Boxboard 	<ul style="list-style-type: none"> ✓ boxes for cereal, tissues, pop, crackers, laundry soap, toothpaste, pasta, etc. ✓ shoe and gift boxes ✓ frozen pizza boxes ✓ cores for paper towel and bathroom tissue rolls 	<ul style="list-style-type: none"> • Remove liners and trays. • Flatten and place inside another boxboard box. 	<ul style="list-style-type: none"> ✗ No milk or juice cartons, drink boxes or Tetra Pak™ boxes in the paper box. Place these in the tall container recycling box. ✗ No paper beverage or take-out coffee cups. ✗ No foil-lined food container lids. ✗ No cardboard spiral containers (e.g. frozen juice, chilled dough) in the paper box. Place spirals in the tall container recycling box.
Corrugated Cardboard Boxes 	<ul style="list-style-type: none"> ✓ all corrugated cardboard including: shipping and packing boxes ✓ clean and empty pizza boxes 	<ul style="list-style-type: none"> • Remove leftover food and any paper liners. • Remove wrap from cases of bottled water and pop (place with plastic bags, as directed below). • Flatten large boxes and tie in bundles no larger than 8" thick (20 cm) X 30" wide (78 cm) X 30" tall (78 cm). Staples and tape accepted. Place beside boxes. 	<ul style="list-style-type: none"> ✗ No food residue, liners or plastic.
Plastic Bags 	<ul style="list-style-type: none"> ✓ retail and grocery shopping bags ✓ bread and frozen vegetable bags ✓ outer milk bags ✓ rinsed inner milk bags ✓ dry cleaning bags ✓ plastic wrap from cases of toilet tissue, paper towels, bottled water and pop ✓ clean bubble wrap 	<ul style="list-style-type: none"> • Remove receipts and any food residue. • Thoroughly rinse clean inner milk bags (no milk residue). • Stuff all plastic bags into one bag and tie handles firmly. • Tuck the bag of bags into the paper box. 	<ul style="list-style-type: none"> ✗ No plastic wrap other than those types listed. ✗ No chip or other foil bags.

Simple Sort 2-Box Recycling begins: Monday, May 2, 2011

New! Items Now Accepted:

- empty metal paint cans and empty aerosol containers
- spiral cardboard containers
- Tetra Pak™ juice and beverage boxes

All go into the new, tall black container box.

Special instructions:

- Place recyclables at the curb by 7 a.m. on your recycling day.
- Extra recyclables that won't fit into the paper or container box should be placed in any similar size box and set out with the black boxes.
- Place large quantities of shredded paper in a clear plastic bag and set beside the boxes.
- On windy days, place newspapers in a grocery bag, leave untied and use to weigh down other papers in the paper box.



New! TALL Black Box for CONTAINERS:

For all other recyclables such as glass and plastic bottles, jars and tubs showing numbers on the bottom, metal cans, foil wrap and trays, and foam cups and trays.

CONTAINERS Black Box	Include	How to Prepare	NOT Accepted
Tetra Pak™ Boxes 	<ul style="list-style-type: none"> ✓ juice boxes ✓ beverage boxes, e.g. soya and rice milk ✓ soup and broth boxes 	<ul style="list-style-type: none"> • Empty and rinse. • Discard straws and plastic wrap. 	<ul style="list-style-type: none"> ✗ No straws or plastic wrapping.
Paint Cans 	<p>Empty and dry metal cans for:</p> <ul style="list-style-type: none"> ✓ paint ✓ stain ✓ varnish 	<ul style="list-style-type: none"> • Paint cans must not contain more than ¼" (6mm) of dried paint. • Remove lids, place in box separately. 	<ul style="list-style-type: none"> ✗ No plastic paint cans. ✗ No cans with liquid remaining in them. ✗ No rags, paint brushes or stir sticks. ✗ No old or rusted cans. These should be discarded.
Aerosol Containers 	<p>Empty metal aerosol containers:</p> <ul style="list-style-type: none"> ✓ air freshener ✓ shaving cream ✓ deodorant ✓ hair spray and other products ✓ household cleaners ✓ paint 	<ul style="list-style-type: none"> • Discard plastic caps. 	<ul style="list-style-type: none"> ✗ No partially full aerosol cans. ✗ No plastic caps. ✗ No propane cylinders.
Spiral Cardboard Tubes & Cans 	<ul style="list-style-type: none"> ✓ frozen juice ✓ chilled dough ✓ baby formula ✓ potato chips 	<ul style="list-style-type: none"> • Empty. • Metal ends may stay on. • Discard foil lined lids. 	<ul style="list-style-type: none"> ✗ No caulking gun tubes.
Glass Bottles & Jars 	<ul style="list-style-type: none"> ✓ all clear and coloured food and beverage glass jars and bottles 	<ul style="list-style-type: none"> • Empty and rinse. • Recycle metal lids separately. • Labels are accepted. 	<ul style="list-style-type: none"> ✗ Return beverage alcohol containers to The Beer Store and collect your deposit. ✗ No window glass, vases, tumblers or ceramics.
Aluminum & Steel Cans; Aluminum Foil & Trays 	<p>Steel and aluminum cans:</p> <ul style="list-style-type: none"> ✓ pop and other beverage cans ✓ tins for soup, vegetables, fruit, pet food and other products ✓ clean aluminum foil ✓ foil pie plates, cake and roasting pans and other foil food trays 	<ul style="list-style-type: none"> • Empty and rinse. • Labels are accepted. • Discard foil-lined cardboard lids from foil baking trays. • Remove lids, place inside the can or separately in the box. 	<ul style="list-style-type: none"> ✗ No foil-lined cardboard lids. ✗ No foil wrap for butter, cigarettes. ✗ No coat hangers. (Return to dry cleaners.) ✗ No pots, pans and baking trays. ✗ No propane cylinders. (Take to Household Hazardous Waste events.) ✗ No needles or syringes. (Take to a local pharmacy.) ✗ No appliances or scrap metal.
Plastic Bottles, Jars & Containers 	<ul style="list-style-type: none"> ✓ beverage (e.g. pop, juice, water) bottles ✓ peanut butter jars, jam and pickle jars ✓ yogurt and margarine tubs ✓ ice cream tubs ✓ dish soap and laundry detergent bottles ✓ household cleaning product jugs and bottles ✓ shampoo bottles ✓ hand cream bottles ✓ clear plastic bakery, produce and egg containers 	<ul style="list-style-type: none"> • All accepted bottles must have visible plastic type codes showing on bottom. • Empty and rinse. • Discard spray pumps. 	<ul style="list-style-type: none"> ✗ No plastics with code . ✗ No plastic bags. Place these in the small paper box. ✗ No plastics that contained pesticides or other household hazardous (HHW) products. Take any leftover products to a HHW event. ✗ No motor oil containers. Empty oil containers can go to a HHW event. ✗ No plastic wrap. ✗ No plastic paint cans. ✗ No lawn edging, tarps, hoses, plastic furniture or toys. ✗ No plastic blister packs, i.e. inner plastic sleeves for items like chewing gum and pills.
Milk & Juice Cartons 	<p>Gable top cartons for:</p> <ul style="list-style-type: none"> ✓ milk and milk-type beverages ✓ cream ✓ juice ✓ egg substitutes ✓ sugar 	<ul style="list-style-type: none"> • Empty and rinse. 	
Foam Cups, Trays & Packaging 	<ul style="list-style-type: none"> ✓ foam food and meat trays ✓ foam cups ✓ foam packaging, e.g. packaging used around small appliances 	<ul style="list-style-type: none"> • Empty and rinse food containers. • Discard paper or plastic coverings. • Look for code on containers. 	<ul style="list-style-type: none"> ✗ No foil or paper lids. ✗ No foam peanut packaging. ✗ No foam house insulation.

Tall or small

Recycle 'em all!



Greeting from the Mayor Simple Sort 2-Box Recycling

Please join us in using this improved recycling program. It is one step closer to protecting our environment and ensuring that the world we leave for our children and grandchildren is the best possible.


Dennis Travale
Mayor, Norfolk County

Thank You:

Norfolk County is continually striving to improve our recycling program so that we can capture more materials to be made into new products and packaging.

We realize that the success of our program depends on you. We want to thank you for recycling and encourage you to recycle everything you can.

Norfolk Waste
Management Team



REMINDER:
Please place
your **tall** and
small boxes
AT THE CURB
BY 7 A.M.
on your
recycling day.

Frequent Questions:

- Q. WHY IS NORFOLK CHANGING OUR RECYCLING PROGRAM? ISN'T THE WAY WE RECYCLE NOW WORKING?**
- A. Recycling systems have improved over the years. By moving to a two-sort (papers and containers) system, Norfolk will improve the efficiency of our recycling program from the curb to the processing centre. Better efficiency means our program will be more effective overall and we'll capture more materials for recycling. That's a win-win.
- Q. WHAT IF I HAVE MORE CONTAINERS THAN WILL FIT INTO MY NEW TALL BLACK BOX AND I DON'T HAVE A SPARE SMALL RECYCLING BOX?**
- A. Use a similar size cardboard box or laundry basket if you like, or save recyclables for the following week's collection.
- Q. WHY DO WE PUT THE BAG OF PLASTIC BAGS IN THE PAPER BOX?**
- A. The bag of plastic bags gets tucked into the small paper box because the bag can be separated from paper items more easily during processing then it can from containers such as bottles and jars.
- Q. DO I HAVE TO USE MY NEW TALL BOX FOR CONTAINERS? I HAVE MORE PAPER ITEMS THAN CONTAINERS.**
- A. Recyclable containers such as plastic bottles and jars tend to be lighter than paper items such as newspapers and magazines. Putting paper items in the smaller paper box ensures it can be carried more easily. You'll also find that the containers are easy to carry in the tall box. It's better for you and for the workers who collect the recyclables since they lift hundreds of boxes every day. In fact, there's a weight limit on the boxes of 18 kg or 40 pounds for that reason.
- Q. IF MY TALL CONTAINER BOX ISN'T FULL, SHOULD I STILL PUT IT OUT?**
- A. If the tall box isn't full, consider saving it until the following week.

New! Items Accepted Starting May 2:



TETRA™ PACKAGING



EMPTY PAINT CANS



EMPTY AEROSOL
CANS



SPIRAL CARDBOARD
TUBES & CANS

Contact Norfolk County Administration:

Delhi
PUBLIC WORKS &
ENVIRONMENTAL SERVICES
183 Main Street of Delhi, Delhi Ontario
519-582-2100 or
519-428-0020

Simcoe
50 Colborne Street South, Simcoe
519-426-5870

Langton
22 Albert Street, Langton
519-875-4485

*"Working together with our community
to provide quality services."*

