

Regional Comparison by Industry

Comparing MTCS- All Tourism across 10 Regions

Emsi Q1 2018 Data Set

June 2018



Parameters

Industries

53 items selected. See Appendix A for details.

Region

Code	Description	Level
3528052	Norfolk County	CSD
3529	Brant	CD
3536	Chatham-Kent	CD
3534	Elgin	CD
3528018	Haldimand County	CSD
3525	Hamilton	CD
3539	Middlesex	CD
3526	Niagara	CD
3532	Oxford	CD
3530	Waterloo	CD

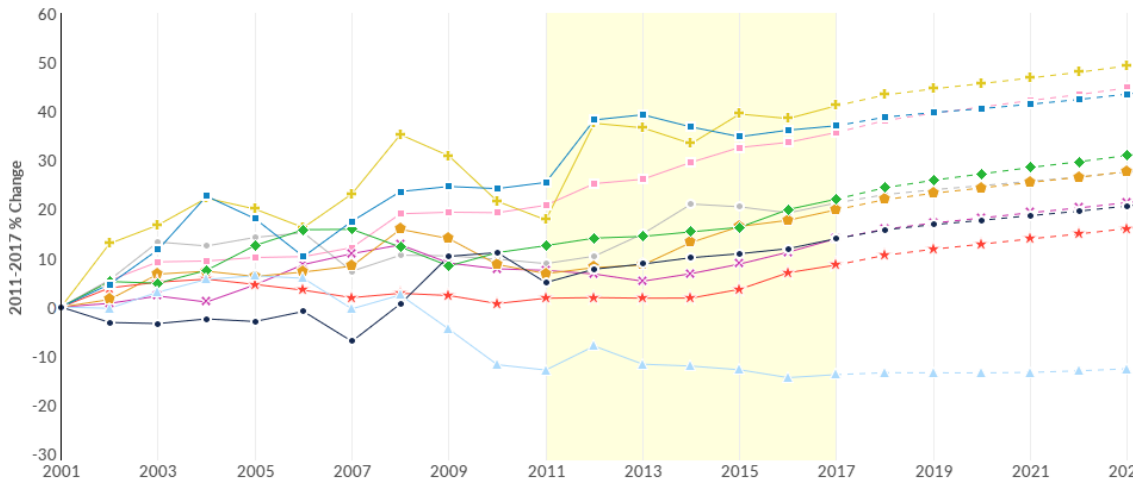
Timeframe

2011 - 2017

Datarun

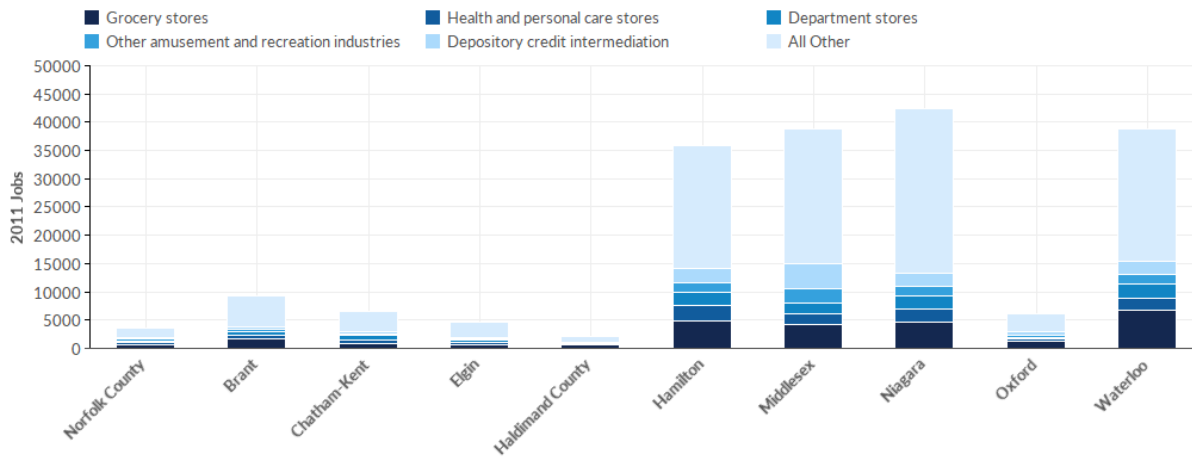
2018.1 - Employees

Industry Change Summary



Region	2011 Jobs	2017 Jobs	Change	% Change	2017 Average Wages
Norfolk County	3,605	3,914	309	9%	\$23,031
Brant	9,382	10,248	866	9%	\$27,446
Chatham-Kent	6,472	6,402	-70	-1%	\$24,437
Elgin	4,646	5,039	393	8%	\$29,169
Haldimand County	2,075	2,486	411	20%	\$23,695
Hamilton	35,772	38,162	2,390	7%	\$28,849
Middlesex	38,898	43,654	4,756	12%	\$30,283
Niagara	42,407	44,977	2,570	6%	\$26,410
Oxford	6,116	6,813	697	11%	\$25,780
Waterloo	38,728	43,505	4,777	12%	\$28,775

Industry Breakdown - 2011 Jobs

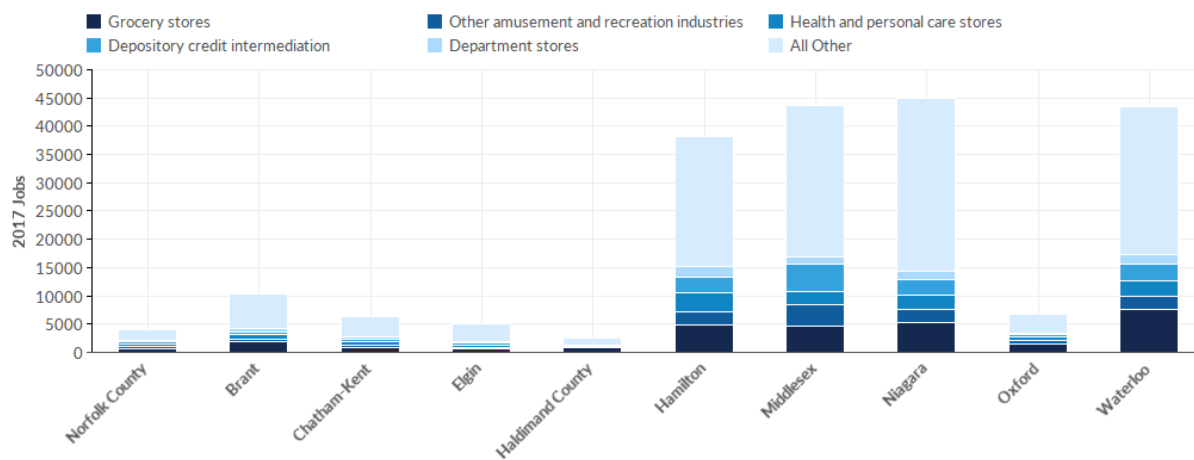


Industry	Description	Norfolk County	Brant	Chatham-Kent	Elgin	Haldimand County	Hamilton	Middlesex	Niagara	Oxford	Waterloo
4451	Grocery stores	595	1,623	931	602	585	4,844	4,264	4,732	1,234	6,661
4461	Health and personal care stores	391	715	589	394	137	2,660	1,957	2,140	391	2,203
4521	Department stores	326	716	718	380	16	2,430	1,899	2,365	278	2,501
7139	Other amusement and recreation industries	301	392	267	220	117	1,692	2,506	1,764	512	1,721
5221	Depository credit intermediation	247	385	395	246	162	2,614	4,298	2,307	443	2,413
4529	Other general merchandise stores	229	321	362	215	141	1,605	1,818	1,437	235	1,665
7211	Traveller accommodation	203	261	170	475	0	441	1,305	7,323	293	1,298
4471	Gasoline stations	192	250	202	91	86	716	655	805	222	667
8111	Automotive repair and maintenance	154	311	530	310	97	1,390	1,334	1,116	463	1,640
4481	Clothing stores	138	389	158	87	42	1,874	2,538	1,611	188	2,776
4452	Specialty food stores	126	140	92	114	53	793	740	902	122	925
4431	Electronics and appliance stores	124	305	229	76	62	1,294	932	730	186	1,243
8121	Personal care services	86	378	183	101	65	1,078	1,198	1,339	243	1,296
4911	Postal service	75	169	178	223	177	1,213	1,238	721	196	855
7223	Special food services	50	63	99	165	55	1,078	1,039	459	102	808
	Total	3,605	9,382	6,472	4,646	2,075	35,772	38,898	42,407	6,116	38,728

Industry	Description	Norfolk County	Brant	Chatham-Kent	Elgin	Haldimand County	Hamilton	Middlesex	Niagara	Oxford	Waterloo
8123	Dry cleaning and laundry services	49	0	0	<10	0	721	710	316	114	371
5615	Travel arrangement and reservation services	47	121	56	87	0	502	309	419	82	456
4453	Beer, wine and liquor stores	46	154	38	69	28	510	610	677	42	314
4539	Other miscellaneous store retailers	39	248	82	33	15	539	491	571	14	706
4531	Florists	26	29	40	30	<10	73	73	161	31	64
4532	Office supplies, stationery and gift stores	25	58	107	46	<10	315	376	777	80	400
4412	Other motor vehicle dealers	22	58	75	49	0	48	157	241	17	206
4543	Direct selling establishments	21	21	40	13	20	113	184	83	34	127
4483	Jewellery, luggage and leather goods stores	21	52	77	0	14	386	277	167	31	241
7121	Heritage institutions	17	13	35	20	51	266	225	714	<10	125
4533	Used merchandise stores	17	73	58	84	<10	328	301	201	92	420
7212	Recreational vehicle (RV) parks and recreational camps	15	189	83	58	87	82	27	105	24	97
4511	Sporting goods, hobby and musical instrument stores	12	225	91	135	<10	784	928	562	67	898
7111	Performing arts companies	<10	<10	<10	0	<10	98	151	479	<10	177
7224	Drinking places (alcoholic beverages)	<10	76	71	79	<10	245	312	478	103	496
4482	Shoe stores	0	108	21	0	0	268	378	254	12	526
5172	Wireless telecommunications carriers (except satellite)	0	34	<10	0	0	83	109	64	14	517
5171	Wired telecommunications carriers	0	58	62	63	0	645	1,001	204	16	966
5121	Motion picture and video industries	0	46	28	22	0	314	295	232	<10	323
	Total	3,605	9,382	6,472	4,646	2,075	35,772	38,898	42,407	6,116	38,728

Industry	Description	Norfolk County	Brant	Chatham-Kent	Elgin	Haldimand County	Hamilton	Middlesex	Niagara	Oxford	Waterloo
4921	Couriers	0	101	113	117	0	955	495	323	0	490
5321	Automotive equipment rental and leasing	0	74	91	0	0	326	323	94	24	393
7112	Spectator sports	0	14	<10	<10	27	226	212	546	<10	132
8129	Other personal services	0	<10	0	<10	<10	227	268	167	33	83
7132	Gambling industries	0	900	107	26	0	232	236	3,177	103	32
7131	Amusement parks and arcades	0	0	0	0	0	73	73	331	<10	21
7113	Promoters (presenters) of performing arts, sports and similar events	0	63	<10	<10	<10	118	434	208	33	238
4872	Scenic and sightseeing transportation, water	0	0	0	0	0	0	0	117	0	0
4871	Scenic and sightseeing transportation, land	0	0	0	0	0	0	0	60	0	0
4821	Rail transportation	0	35	0	0	0	181	312	146	14	57
4812	Non-scheduled air transportation	0	0	0	0	0	231	12	92	<10	22
4811	Scheduled air transportation	0	<10	0	0	0	192	290	0	<10	14
4542	Vending machine operators	0	0	<10	0	<10	<10	89	<10	0	107
4832	Inland water transportation	0	0	0	0	0	0	0	<10	0	0
4851	Urban transit systems	0	23	0	0	0	460	758	291	0	511
4859	Other transit and ground passenger transportation	0	95	0	0	0	286	404	86	0	138
4855	Charter bus industry	0	0	0	0	0	11	63	55	0	124
4853	Taxi and limousine service	0	80	80	0	0	210	138	220	<10	259
4852	Interurban and rural bus transportation	0	0	0	0	0	0	157	25	0	0
	Total	3,605	9,382	6,472	4,646	2,075	35,772	38,898	42,407	6,116	38,728

Industry Breakdown - 2017 Jobs

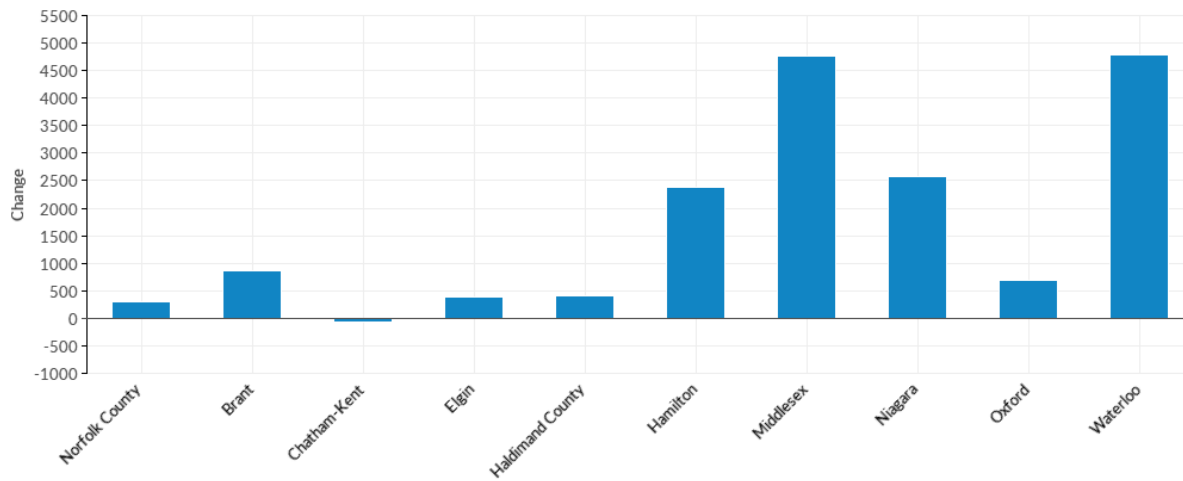


Industry	Description	Norfolk County	Brant	Chatham-Kent	Elgin	Haldimand County	Hamilton	Middlesex	Niagara	Oxford	Waterloo
4451	Grocery stores	630	1,847	879	595	779	4,935	4,640	5,181	1,373	7,501
7139	Other amusement and recreation industries	478	544	298	268	132	2,342	3,794	2,418	839	2,491
4461	Health and personal care stores	457	873	662	492	162	3,205	2,242	2,577	434	2,676
5221	Depository credit intermediation	290	393	397	265	185	2,903	4,913	2,614	475	2,839
4521	Department stores	271	565	543	262	12	1,718	1,210	1,586	164	1,882
4529	Other general merchandise stores	228	375	389	229	153	1,854	2,131	1,555	240	2,040
7211	Traveller accommodation	223	337	102	599	0	467	1,510	8,226	416	1,475
4452	Specialty food stores	204	167	126	153	78	1,013	1,047	1,186	121	1,187
4471	Gasoline stations	200	220	149	24	66	632	529	786	168	559
8111	Automotive repair and maintenance	161	353	637	360	109	1,538	1,486	1,231	533	1,809
4481	Clothing stores	149	464	121	86	53	2,099	2,855	1,779	249	3,268
4431	Electronics and appliance stores	95	252	197	60	49	1,119	668	580	143	995
4911	Postal service	77	165	139	229	189	1,222	1,222	658	165	889
4453	Beer, wine and liquor stores	60	210	33	89	35	709	842	901	40	377
7223	Special food services	59	66	116	235	102	1,494	1,392	583	143	1,053
	Total	3,914	10,248	6,402	5,039	2,486	38,162	43,654	44,977	6,813	43,505

Industry	Description	Norfolk County	Brant	Chatham-Kent	Elgin	Haldimand County	Hamilton	Middlesex	Niagara	Oxford	Waterloo
8121	Personal care services	56	416	184	91	78	1,032	1,202	1,448	252	1,383
5615	Travel arrangement and reservation services	48	142	53	120	0	472	238	398	89	472
8123	Dry cleaning and laundry services	43	0	0	<10	0	615	587	238	119	316
4539	Other miscellaneous store retailers	32	347	110	29	<10	722	576	743	<10	1,031
4543	Direct selling establishments	32	20	47	11	36	155	272	100	51	169
4531	Florists	27	33	35	30	<10	65	55	161	23	49
4533	Used merchandise stores	22	116	90	126	<10	476	392	263	156	585
7121	Heritage institutions	21	14	41	24	76	290	333	994	<10	161
4532	Office supplies, stationery and gift stores	18	28	106	30	<10	268	286	594	75	237
4483	Jewellery, luggage and leather goods stores	12	40	82	0	19	398	223	109	21	230
7212	Recreational vehicle (RV) parks and recreational camps	<10	311	123	81	115	95	11	42	26	101
4412	Other motor vehicle dealers	<10	69	86	61	0	37	153	263	20	244
4511	Sporting goods, hobby and musical instrument stores	<10	263	101	168	<10	802	1,013	645	74	946
7111	Performing arts companies	<10	<10	<10	0	<10	84	155	480	<10	214
7224	Drinking places (alcoholic beverages)	<10	66	70	91	<10	131	225	368	105	539
4482	Shoe stores	0	145	<10	0	0	300	477	294	<10	693
5172	Wireless telecommunications carriers (except satellite)	0	32	<10	0	0	46	80	55	13	407
5171	Wired telecommunications carriers	0	37	38	57	0	453	709	189	<10	886
5121	Motion picture and video industries	0	65	45	31	0	504	523	501	<10	613
	Total	3,914	10,248	6,402	5,039	2,486	38,162	43,654	44,977	6,813	43,505

Industry	Description	Norfolk County	Brant	Chatham-Kent	Elgin	Haldimand County	Hamilton	Middlesex	Niagara	Oxford	Waterloo
4921	Couriers	0	78	120	112	0	987	448	330	0	523
5321	Automotive equipment rental and leasing	0	90	92	0	0	379	307	79	26	452
7112	Spectator sports	0	<10	<10	<10	21	203	291	504	<10	171
8129	Other personal services	0	<10	0	<10	<10	283	395	227	55	119
7132	Gambling industries	0	702	96	19	0	148	204	2,083	89	<10
7131	Amusement parks and arcades	0	0	0	0	0	131	118	568	<10	10
7113	Promoters (presenters) of performing arts, sports and similar events	0	105	<10	<10	<10	130	823	284	53	385
4872	Scenic and sightseeing transportation, water	0	0	0	0	0	0	0	194	0	0
4871	Scenic and sightseeing transportation, land	0	0	0	0	0	0	0	0	0	0
4821	Rail transportation	0	49	0	0	0	220	424	173	15	61
4812	Non-scheduled air transportation	0	0	0	0	0	192	<10	85	<10	23
4811	Scheduled air transportation	0	<10	0	0	0	222	401	0	<10	<10
4542	Vending machine operators	0	0	<10	0	<10	<10	59	<10	0	100
4832	Inland water transportation	0	0	0	0	0	0	0	0	0	0
4851	Urban transit systems	0	13	0	0	0	461	1,040	332	0	670
4859	Other transit and ground passenger transportation	0	152	0	0	0	443	785	114	0	277
4855	Charter bus industry	0	0	0	0	0	<10	64	44	0	130
4853	Taxi and limousine service	0	64	78	0	0	168	124	192	<10	254
4852	Interurban and rural bus transportation	0	0	0	0	0	0	176	20	0	0
	Total	3,914	10,248	6,402	5,039	2,486	38,162	43,654	44,977	6,813	43,505

Industry Breakdown - Change

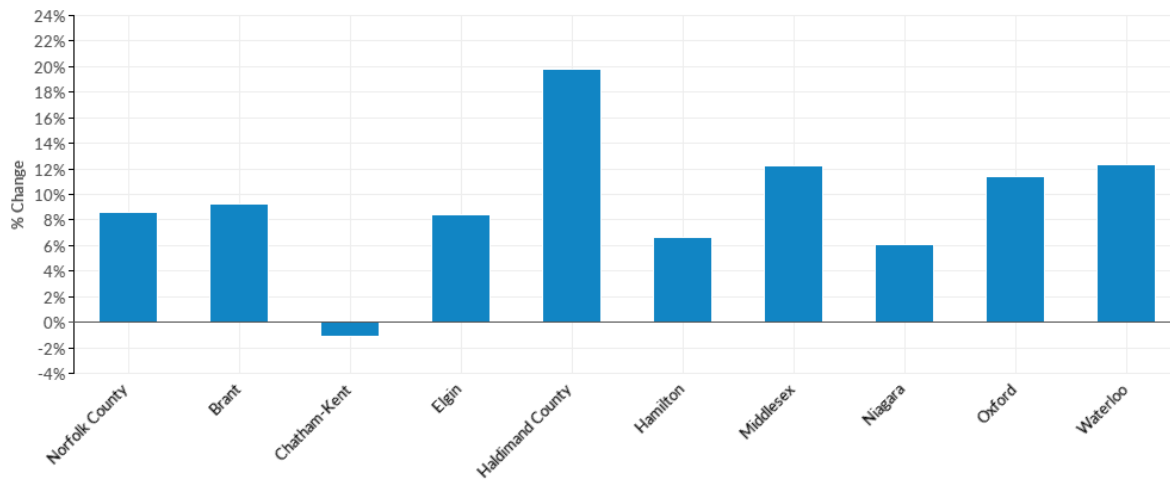


Industry	Description	Norfolk County	Brant	Chatham-Kent	Elgin	Haldimand County	Hamilton	Middlesex	Niagara	Oxford	Waterloo
7139	Other amusement and recreation industries	177	152	31	48	15	650	1,288	654	327	770
4452	Specialty food stores	78	27	34	39	25	220	307	284	-1	262
4461	Health and personal care stores	66	158	73	98	25	545	285	437	43	473
5221	Depository credit intermediation	43	8	2	19	23	289	615	307	32	426
4451	Grocery stores	35	224	-52	-7	194	91	376	449	139	840
7211	Traveller accommodation	20	76	-68	124	0	26	205	903	123	177
4453	Beer, wine and liquor stores	14	56	-5	20	7	199	232	224	-2	63
4543	Direct selling establishments	11	-1	7	-2	16	42	88	17	17	42
4481	Clothing stores	11	75	-37	-1	11	225	317	168	61	492
7223	Special food services	9	3	17	70	47	416	353	124	41	245
4471	Gasoline stations	8	-30	-53	-67	-20	-84	-126	-19	-54	-108
8111	Automotive repair and maintenance	7	42	107	50	12	148	152	115	70	169
4533	Used merchandise stores	5	43	32	42	--	148	91	62	64	165
7121	Heritage institutions	4	1	6	4	25	24	108	280	--	36
4911	Postal service	2	-4	-39	6	12	9	-16	-63	-31	34
	Total	309	866	-70	393	411	2,390	4,756	2,570	697	4,777

Industry	Description	Norfolk County	Brant	Chatham-Kent	Elgin	Haldimand County	Hamilton	Middlesex	Niagara	Oxford	Waterloo
4531	Florists	1	4	-5	0	--	-8	-18	0	-8	-15
5615	Travel arrangement and reservation services	1	21	-3	33	0	-30	-71	-21	7	16
4482	Shoe stores	0	37	--	0	0	32	99	40	--	167
4542	Vending machine operators	0	0	--	0	--	--	-30	--	0	-7
4811	Scheduled air transportation	0	--	0	0	0	30	111	0	--	--
4812	Non-scheduled air transportation	0	0	0	0	0	-39	--	-7	--	1
5321	Automotive equipment rental and leasing	0	16	1	0	0	53	-16	-15	2	59
5172	Wireless telecommunications carriers (except satellite)	0	-2	--	0	0	-37	-29	-9	-1	-110
5171	Wired telecommunications carriers	0	-21	-24	-6	0	-192	-292	-15	--	-80
7112	Spectator sports	0	--	--	--	-6	-23	79	-42	--	39
7113	Promoters (presenters) of performing arts, sports and similar events	0	42	--	--	--	12	389	76	20	147
8129	Other personal services	0	--	0	--	--	56	127	60	22	36
7132	Gambling industries	0	-198	-11	-7	0	-84	-32	-1,094	-14	--
7131	Amusement parks and arcades	0	0	0	0	0	58	45	237	--	-11
5121	Motion picture and video industries	0	19	17	9	0	190	228	269	--	290
4921	Couriers	0	-23	7	-5	0	32	-47	7	0	33
4851	Urban transit systems	0	-10	0	0	0	1	282	41	0	159
4832	Inland water transportation	0	0	0	0	0	0	0	--	0	0
4821	Rail transportation	0	14	0	0	0	39	112	27	1	4
4852	Interurban and rural bus transportation	0	0	0	0	0	0	19	-5	0	0
	Total	309	866	-70	393	411	2,390	4,756	2,570	697	4,777

Industry	Description	Norfolk County	Brant	Chatham-Kent	Elgin	Haldimand County	Hamilton	Middlesex	Niagara	Oxford	Waterloo
4871	Scenic and sightseeing transportation, land	0	0	0	0	0	0	0	-60	0	0
4853	Taxi and limousine service	0	-16	-2	0	0	-42	-14	-28	--	-5
4872	Scenic and sightseeing transportation, water	0	0	0	0	0	0	0	77	0	0
4859	Other transit and ground passenger transportation	0	57	0	0	0	157	381	28	0	139
4855	Charter bus industry	0	0	0	0	0	--	1	-11	0	6
4529	Other general merchandise stores	-1	54	27	14	12	249	313	118	5	375
7224	Drinking places (alcoholic beverages)	--	-10	-1	12	--	-114	-87	-110	2	43
7111	Performing arts companies	--	--	--	0	--	-14	4	1	--	37
7212	Recreational vehicle (RV) parks and recreational camps	--	122	40	23	28	13	-16	-63	2	4
8123	Dry cleaning and laundry services	-6	0	0	--	0	-106	-123	-78	5	-55
4532	Office supplies, stationery and gift stores	-7	-30	-1	-16	--	-47	-90	-183	-5	-163
4539	Other miscellaneous store retailers	-7	99	28	-4	--	183	85	172	--	325
4511	Sporting goods, hobby and musical instrument stores	--	38	10	33	--	18	85	83	7	48
4483	Jewellery, luggage and leather goods stores	-9	-12	5	0	5	12	-54	-58	-10	-11
4412	Other motor vehicle dealers	--	11	11	12	0	-11	-4	22	3	38
4431	Electronics and appliance stores	-29	-53	-32	-16	-13	-175	-264	-150	-43	-248
8121	Personal care services	-30	38	1	-10	13	-46	4	109	9	87
4521	Department stores	-55	-151	-175	-118	-4	-712	-689	-779	-114	-619
	Total	309	866	-70	393	411	2,390	4,756	2,570	697	4,777

Industry Breakdown - % Change

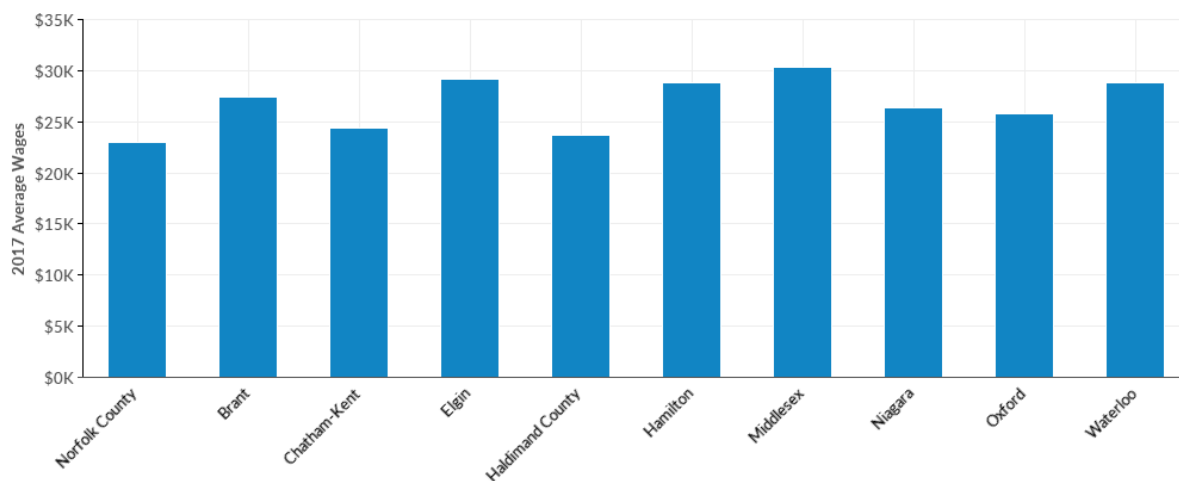


Industry	Description	Norfolk County	Brant	Chatham-Kent	Elgin	Haldimand County	Hamilton	Middlesex	Niagara	Oxford	Waterloo
4452	Specialty food stores	62%	19%	37%	34%	47%	28%	41%	31%	-1%	28%
7139	Other amusement and recreation industries	59%	39%	12%	22%	13%	38%	51%	37%	64%	45%
4543	Direct selling establishments	52%	-5%	18%	-15%	80%	37%	48%	20%	50%	33%
4453	Beer, wine and liquor stores	30%	36%	-13%	29%	25%	39%	38%	33%	-5%	20%
4533	Used merchandise stores	29%	59%	55%	50%	--	45%	30%	31%	70%	39%
7121	Heritage institutions	24%	8%	17%	20%	49%	9%	48%	39%	--	29%
7223	Special food services	18%	5%	17%	42%	85%	39%	34%	27%	40%	30%
5221	Depository credit intermediation	17%	2%	1%	8%	14%	11%	14%	13%	7%	18%
4461	Health and personal care stores	17%	22%	12%	25%	18%	20%	15%	20%	11%	21%
7211	Traveller accommodation	10%	29%	-40%	26%	0%	6%	16%	12%	42%	14%
4481	Clothing stores	8%	19%	-23%	-1%	26%	12%	12%	10%	32%	18%
4451	Grocery stores	6%	14%	-6%	-1%	33%	2%	9%	9%	11%	13%
8111	Automotive repair and maintenance	5%	14%	20%	16%	12%	11%	11%	10%	15%	10%
4471	Gasoline stations	4%	-12%	-26%	-74%	-23%	-12%	-19%	-2%	-24%	-16%
4531	Florists	4%	14%	-13%	0%	--	-11%	-25%	0%	-26%	-23%
	Total	9%	9%	-1%	8%	20%	7%	12%	6%	11%	12%

Industry	Description	Norfolk County	Brant	Chatham-Kent	Elgin	Haldimand County	Hamilton	Middlesex	Niagara	Oxford	Waterloo
4911	Postal service	3%	-2%	-22%	3%	7%	1%	-1%	-9%	-16%	4%
5615	Travel arrangement and reservation services	2%	17%	-5%	38%	0%	-6%	-23%	-5%	9%	4%
7113	Promoters (presenters) of performing arts, sports and similar events	0%	67%	--	--	--	10%	90%	37%	61%	62%
4859	Other transit and ground passenger transportation	0%	60%	0%	0%	0%	55%	94%	33%	0%	101%
7132	Gambling industries	0%	-22%	-10%	-27%	0%	-36%	-14%	-34%	-14%	--
5121	Motion picture and video industries	0%	41%	61%	41%	0%	61%	77%	116%	--	90%
5172	Wireless telecommunications carriers (except satellite)	0%	-6%	--	0%	0%	-45%	-27%	-14%	-7%	-21%
4921	Couriers	0%	-23%	6%	-4%	0%	3%	-9%	2%	0%	7%
8129	Other personal services	0%	--	0%	--	--	25%	47%	36%	67%	43%
7131	Amusement parks and arcades	0%	0%	0%	0%	0%	79%	62%	72%	--	-52%
7112	Spectator sports	0%	--	--	--	-22%	-10%	37%	-8%	--	30%
5321	Automotive equipment rental and leasing	0%	22%	1%	0%	0%	16%	-5%	-16%	8%	15%
5171	Wired telecommunications carriers	0%	-36%	-39%	-10%	0%	-30%	-29%	-7%	--	-8%
4812	Non-scheduled air transportation	0%	0%	0%	0%	0%	-17%	--	-8%	--	5%
4832	Inland water transportation	0%	0%	0%	0%	0%	0%	0%	--	0%	0%
4872	Scenic and sightseeing transportation, water	0%	0%	0%	0%	0%	0%	0%	66%	0%	0%
4851	Urban transit systems	0%	-43%	0%	0%	0%	0%	37%	14%	0%	31%
4852	Interurban and rural bus transportation	0%	0%	0%	0%	0%	0%	12%	-20%	0%	0%
4855	Charter bus industry	0%	0%	0%	0%	0%	--	2%	-20%	0%	5%
	Total	9%	9%	-1%	8%	20%	7%	12%	6%	11%	12%

Industry	Description	Norfolk County	Brant	Chatham-Kent	Elgin	Haldimand County	Hamilton	Middlesex	Niagara	Oxford	Waterloo
4853	Taxi and limousine service	0%	-20%	-3%	0%	0%	-20%	-10%	-13%	--	-2%
4821	Rail transportation	0%	40%	0%	0%	0%	22%	36%	18%	7%	7%
4482	Shoe stores	0%	34%	--	0%	0%	12%	26%	16%	--	32%
4811	Scheduled air transportation	0%	--	0%	0%	0%	16%	38%	0%	--	--
4871	Scenic and sightseeing transportation, land	0%	0%	0%	0%	0%	0%	0%	-100%	0%	0%
4542	Vending machine operators	0%	0%	--	0%	--	--	-34%	--	0%	-7%
4529	Other general merchandise stores	0%	17%	7%	7%	9%	16%	17%	8%	2%	23%
8123	Dry cleaning and laundry services	-12%	0%	0%	--	0%	-15%	-17%	-25%	4%	-15%
4521	Department stores	-17%	-21%	-24%	-31%	-25%	-29%	-36%	-33%	-41%	-25%
4539	Other miscellaneous store retailers	-18%	40%	34%	-12%	--	34%	17%	30%	--	46%
4431	Electronics and appliance stores	-23%	-17%	-14%	-21%	-21%	-14%	-28%	-21%	-23%	-20%
4532	Office supplies, stationery and gift stores	-28%	-52%	-1%	-35%	--	-15%	-24%	-24%	-6%	-41%
7212	Recreational vehicle (RV) parks and recreational camps	--	65%	48%	40%	32%	16%	-59%	-60%	8%	4%
8121	Personal care services	-35%	10%	1%	-10%	20%	-4%	0%	8%	4%	7%
4483	Jewellery, luggage and leather goods stores	-43%	-23%	6%	0%	36%	3%	-19%	-35%	-32%	-5%
7111	Performing arts companies	--	--	--	0%	--	-14%	3%	0%	--	21%
4511	Sporting goods, hobby and musical instrument stores	--	17%	11%	24%	--	2%	9%	15%	10%	5%
4412	Other motor vehicle dealers	--	19%	15%	24%	0%	-23%	-3%	9%	18%	18%
7224	Drinking places (alcoholic beverages)	--	-13%	-1%	15%	--	-47%	-28%	-23%	2%	9%
	Total	9%	9%	-1%	8%	20%	7%	12%	6%	11%	12%

Industry Breakdown - 2017 Average Wages

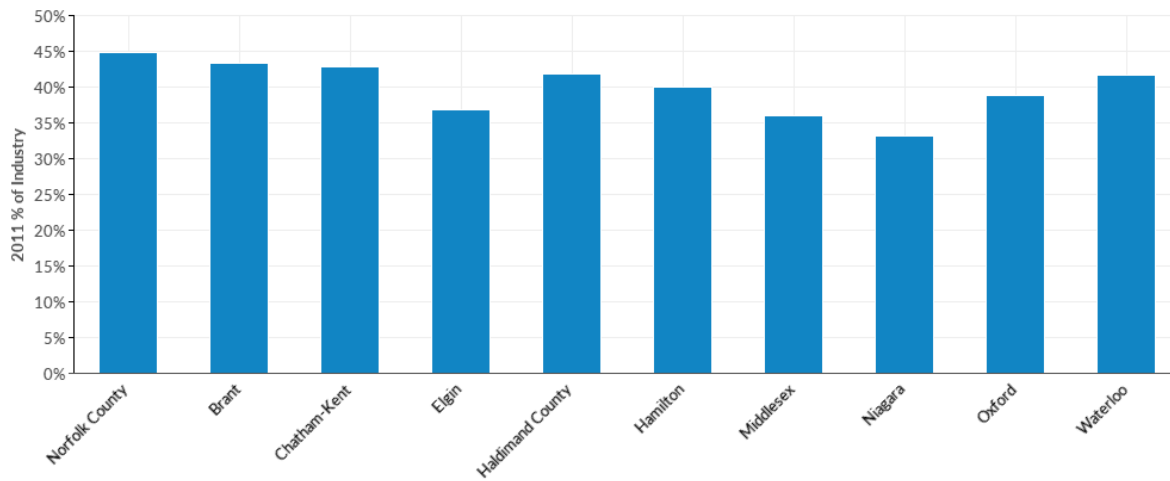


Industry	Description	Norfolk County	Brant	Chatham-Kent	Elgin	Haldimand County	Hamilton	Middlesex	Niagara	Oxford	Waterloo
4412	Other motor vehicle dealers	--	\$46,296	\$32,266	\$40,729	\$0	\$42,948	\$37,009	\$31,086	\$41,483	\$48,908
4543	Direct selling establishments	\$51,404	\$58,668	\$55,160	\$40,622	\$51,404	\$32,884	\$67,477	\$33,731	\$44,174	\$51,371
8111	Automotive repair and maintenance	\$41,680	\$36,700	\$41,541	\$48,720	\$41,680	\$41,748	\$40,127	\$38,289	\$57,782	\$46,533
4431	Electronics and appliance stores	\$39,607	\$29,402	\$32,845	\$25,011	\$39,607	\$35,746	\$34,870	\$28,628	\$32,973	\$39,623
4911	Postal service	\$37,701	\$54,145	\$40,124	\$42,500	\$37,701	\$57,125	\$54,992	\$51,514	\$38,152	\$64,893
5221	Depository credit intermediation	\$31,697	\$37,837	\$34,900	\$34,787	\$31,697	\$42,502	\$46,231	\$38,632	\$38,127	\$44,943
4453	Beer, wine and liquor stores	\$28,409	\$30,735	\$24,081	\$32,139	\$28,409	\$28,779	\$39,291	\$34,754	\$34,596	\$28,792
8123	Dry cleaning and laundry services	\$27,709	\$0	\$0	--	\$0	\$30,129	\$35,453	\$20,971	\$24,375	\$44,817
4461	Health and personal care stores	\$26,925	\$35,774	\$27,960	\$49,630	\$26,925	\$31,967	\$29,857	\$25,226	\$28,174	\$28,343
4452	Specialty food stores	\$23,613	\$15,154	\$19,169	\$16,519	\$23,613	\$25,700	\$22,314	\$23,359	\$22,082	\$31,045
7139	Other amusement and recreation industries	\$23,390	\$22,991	\$20,513	\$24,798	\$23,390	\$28,894	\$28,704	\$22,079	\$17,200	\$23,390
5615	Travel arrangement and reservation services	\$23,245	\$33,356	\$40,013	\$25,009	\$0	\$36,705	\$40,750	\$29,925	\$29,888	\$41,542
7212	Recreational vehicle (RV) parks and recreational camps	--	\$50,398	\$14,961	\$17,443	\$21,409	\$27,089	\$11,024	\$23,049	\$28,938	\$12,921
	Total	\$23,031	\$27,446	\$24,437	\$29,169	\$23,695	\$28,849	\$30,283	\$26,410	\$25,780	\$28,775

Industry	Description	Norfolk County	Brant	Chatham-Kent	Elgin	Haldimand County	Hamilton	Middlesex	Niagara	Oxford	Waterloo
4539	Other miscellaneous store retailers	\$20,466	\$24,502	\$18,290	\$23,878	--	\$19,208	\$18,294	\$20,752	--	\$25,906
7111	Performing arts companies	--	--	--	\$0	--	\$27,572	\$25,838	\$27,089	--	\$25,193
4451	Grocery stores	\$18,578	\$18,953	\$13,364	\$20,297	\$18,578	\$20,016	\$18,601	\$18,610	\$16,720	\$23,046
7121	Heritage institutions	\$18,284	\$31,608	\$43,510	\$29,049	\$18,284	\$22,861	\$34,127	\$36,514	--	\$32,638
8121	Personal care services	\$18,273	\$17,971	\$18,163	\$23,093	\$18,273	\$23,466	\$22,400	\$24,355	\$27,233	\$21,993
4511	Sporting goods, hobby and musical instrument stores	--	\$22,609	\$20,061	\$26,979	--	\$26,142	\$21,236	\$19,002	\$37,696	\$20,516
7211	Traveller accommodation	\$17,677	\$28,271	\$23,927	\$29,309	\$0	\$20,621	\$23,375	\$23,681	\$17,630	\$25,249
4481	Clothing stores	\$17,147	\$17,395	\$17,742	\$14,751	\$17,147	\$14,527	\$14,670	\$17,022	\$18,532	\$17,042
4471	Gasoline stations	\$16,566	\$19,761	\$26,680	\$13,125	\$16,566	\$27,354	\$15,098	\$29,952	\$29,529	\$22,336
4521	Department stores	\$15,666	\$17,191	\$16,014	\$20,347	\$15,666	\$16,516	\$18,944	\$17,760	\$15,962	\$17,106
4531	Florists	\$15,048	\$14,042	\$13,967	\$35,189	--	\$21,813	\$22,713	\$27,619	\$14,781	\$18,701
4529	Other general merchandise stores	\$14,775	\$16,542	\$10,909	\$10,739	\$14,775	\$17,735	\$22,426	\$20,264	\$14,704	\$19,213
7223	Special food services	\$14,114	\$15,296	\$11,714	\$25,068	\$14,114	\$14,077	\$24,210	\$20,304	\$18,635	\$15,381
4483	Jewellery, luggage and leather goods stores	\$13,940	\$13,261	\$19,685	\$0	\$13,940	\$16,284	\$18,745	\$14,954	\$29,893	\$16,369
4532	Office supplies, stationery and gift stores	\$11,703	\$14,903	\$15,809	\$19,508	--	\$16,994	\$17,026	\$18,841	\$10,845	\$26,839
7224	Drinking places (alcoholic beverages)	--	\$11,967	\$21,042	\$8,476	--	\$11,930	\$16,008	\$16,017	\$13,924	\$16,091
4533	Used merchandise stores	\$7,772	\$28,521	\$20,342	\$20,530	--	\$19,917	\$21,584	\$27,205	\$19,233	\$25,405
5171	Wired telecommunications carriers	\$0	\$55,754	\$59,433	\$45,334	\$0	\$58,213	\$62,361	\$62,691	--	\$49,295
5121	Motion picture and video industries	\$0	\$30,847	\$12,088	\$13,843	\$0	\$21,514	\$19,188	\$21,938	--	\$27,223
4482	Shoe stores	\$0	\$24,572	--	\$0	\$0	\$21,229	\$15,189	\$10,986	--	\$21,640
4921	Couriers	\$0	\$43,666	\$34,141	\$33,802	\$0	\$37,197	\$35,136	\$45,012	\$0	\$39,815
	Total	\$23,031	\$27,446	\$24,437	\$29,169	\$23,695	\$28,849	\$30,283	\$26,410	\$25,780	\$28,775

Industry	Description	Norfolk County	Brant	Chatham-Kent	Elgin	Haldimand County	Hamilton	Middlesex	Niagara	Oxford	Waterloo
5172	Wireless telecommunications carriers (except satellite)	\$0	\$28,295	--	\$0	\$0	\$41,893	\$45,163	\$58,251	\$113,296	\$51,910
5321	Automotive equipment rental and leasing	\$0	\$44,311	\$42,004	\$0	\$0	\$28,551	\$37,885	\$36,571	\$27,862	\$31,651
8129	Other personal services	\$0	--	\$0	--	--	\$24,419	\$23,526	\$15,844	\$21,763	\$26,745
7132	Gambling industries	\$0	\$42,987	\$35,340	\$15,526	\$0	\$47,983	\$36,568	\$42,420	\$46,631	--
7131	Amusement parks and arcades	\$0	\$0	\$0	\$0	\$0	\$15,095	\$23,057	\$21,961	--	\$18,535
7112	Spectator sports	\$0	--	--	--	\$27,413	\$51,900	\$52,462	\$43,328	--	\$53,505
7113	Promoters (presenters) of performing arts, sports and similar events	\$0	\$13,085	--	--	--	\$20,359	\$15,061	\$12,417	\$12,346	\$29,009
4872	Scenic and sightseeing transportation, water	\$0	\$0	\$0	\$0	\$0	\$0	\$0	\$35,551	\$0	\$0
4871	Scenic and sightseeing transportation, land	\$0	\$0	\$0	\$0	\$0	\$0	\$0	\$0	\$0	\$0
4821	Rail transportation	\$0	\$61,232	\$0	\$0	\$0	\$72,459	\$84,464	\$71,989	\$68,498	\$55,139
4812	Non-scheduled air transportation	\$0	\$0	\$0	\$0	\$0	\$74,642	--	\$41,724	--	\$36,782
4811	Scheduled air transportation	\$0	--	\$0	\$0	\$0	\$48,513	\$54,628	\$0	--	--
4542	Vending machine operators	\$0	\$0	--	\$0	--	--	\$16,145	--	\$0	\$34,992
4832	Inland water transportation	\$0	\$0	\$0	\$0	\$0	\$0	\$0	\$0	\$0	\$0
4851	Urban transit systems	\$0	\$53,754	\$0	\$0	\$0	\$64,753	\$56,806	\$52,626	\$0	\$55,724
4859	Other transit and ground passenger transportation	\$0	\$28,561	\$0	\$0	\$0	\$36,543	\$22,804	\$19,516	\$0	\$23,350
4855	Charter bus industry	\$0	\$0	\$0	\$0	\$0	--	\$34,346	\$10,706	\$0	\$32,383
4853	Taxi and limousine service	\$0	\$26,645	\$19,504	\$0	\$0	\$15,460	\$27,083	\$12,929	--	\$24,180
4852	Interurban and rural bus transportation	\$0	\$0	\$0	\$0	\$0	\$0	\$23,889	\$44,405	\$0	\$0
	Total	\$23,031	\$27,446	\$24,437	\$29,169	\$23,695	\$28,849	\$30,283	\$26,410	\$25,780	\$28,775

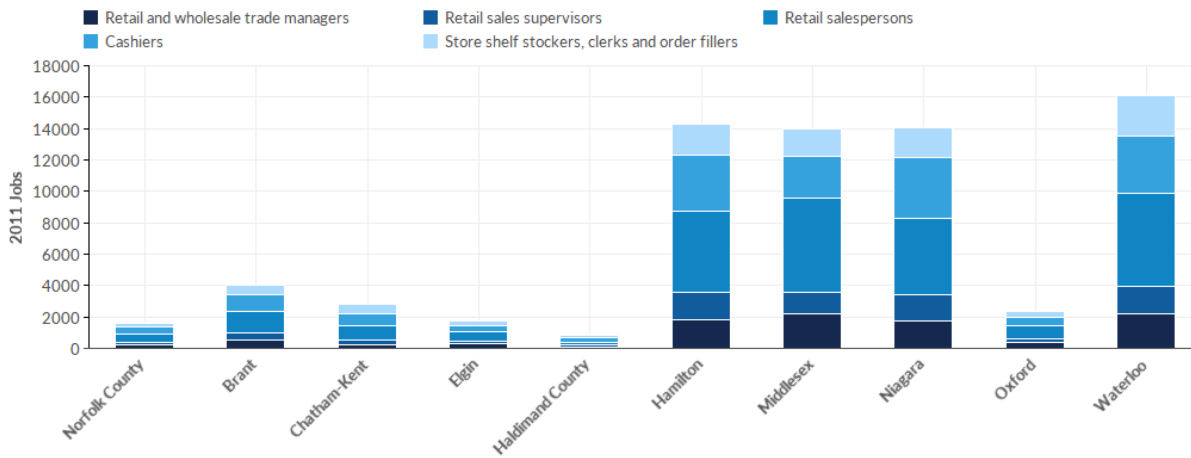
Top Occupations - 2011 % of Industry



NOC Code	Description	Norfolk County	Brant	Chatham-Kent	Elgin	Haldimand County	Hamilton	Middlesex	Niagara	Oxford	Wa
6421	Retail salespersons	14%	14%	14%	14%	10%	14%	15%	11%	13%	
6611	Cashiers	13%	12%	12%	8%	13%	10%	7%	9%	9%	
6622	Store shelf stockers, clerks and order fillers	7%	6%	8%	6%	9%	6%	5%	4%	7%	
6211	Retail sales supervisors	6%	5%	5%	4%	5%	5%	4%	4%	4%	
0621	Retail and wholesale trade managers	5%	5%	4%	6%	5%	5%	6%	4%	6%	
	Total	45%	43%	43%	37%	42%	40%	36%	33%	39%	

Source: Employees - Emsi 2018.1

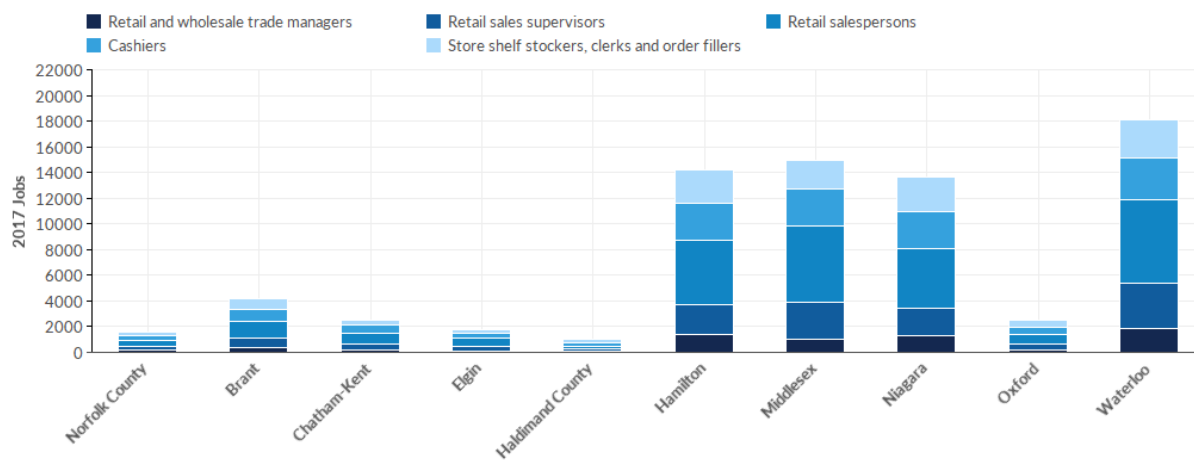
Top Occupations - 2011 Jobs



NOC Code	Description	Norfolk County	Brant	Chatham-Kent	Elgin	Haldimand County	Hamilton	Middlesex	Niagara	Oxford	Waterloo
6421	Retail salespersons	502	1,357	906	639	207	5,182	6,006	4,859	803	
6611	Cashiers	472	1,106	785	361	278	3,614	2,595	3,888	529	
6622	Store shelf stockers, clerks and order fillers	245	605	537	264	180	1,978	1,800	1,907	433	
6211	Retail sales supervisors	202	488	312	182	106	1,724	1,372	1,663	249	
0621	Retail and wholesale trade managers	197	502	236	266	99	1,810	2,229	1,734	365	
	Total	1,618	4,058	2,775	1,712	869	14,307	14,001	14,051	2,379	

Source: Employees - Emsi 2018.1

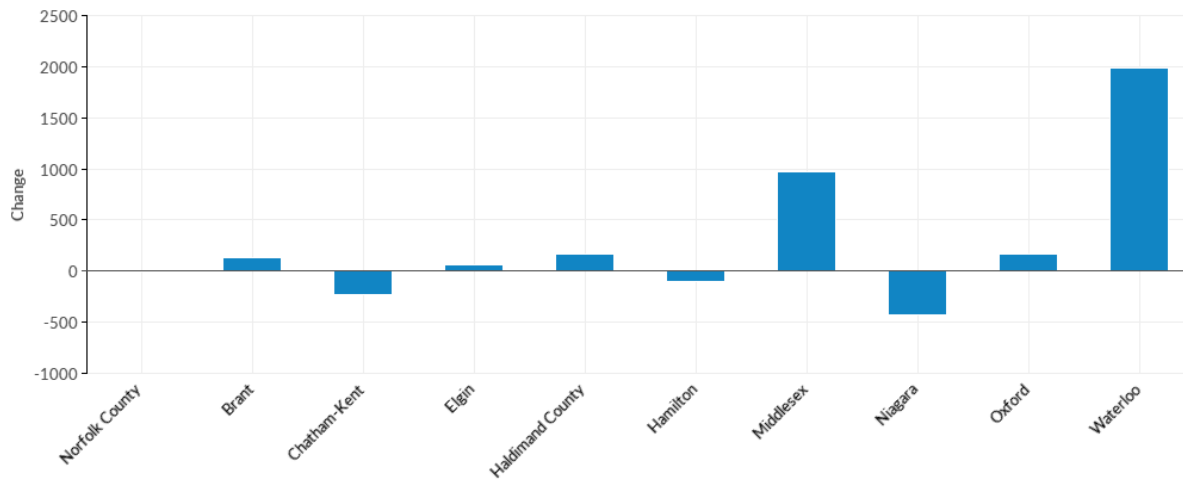
Top Occupations - 2017 Jobs



NOC Code	Description	Norfolk County	Brant	Chatham-Kent	Elgin	Haldimand County	Hamilton	Middlesex	Niagara	Oxford	Waterloo
6421	Retail salespersons	474	1,386	864	607	226	5,099	5,936	4,635	764	
6611	Cashiers	379	855	631	373	251	2,803	2,898	2,892	561	
6622	Store shelf stockers, clerks and order fillers	338	877	424	307	309	2,637	2,248	2,630	546	
6211	Retail sales supervisors	269	667	438	363	163	2,284	2,832	2,149	503	
0621	Retail and wholesale trade managers	149	403	193	121	86	1,387	1,056	1,315	167	
	Total	1,609	4,188	2,549	1,771	1,034	14,210	14,970	13,620	2,541	

Source: Employees - Emsi 2018.1

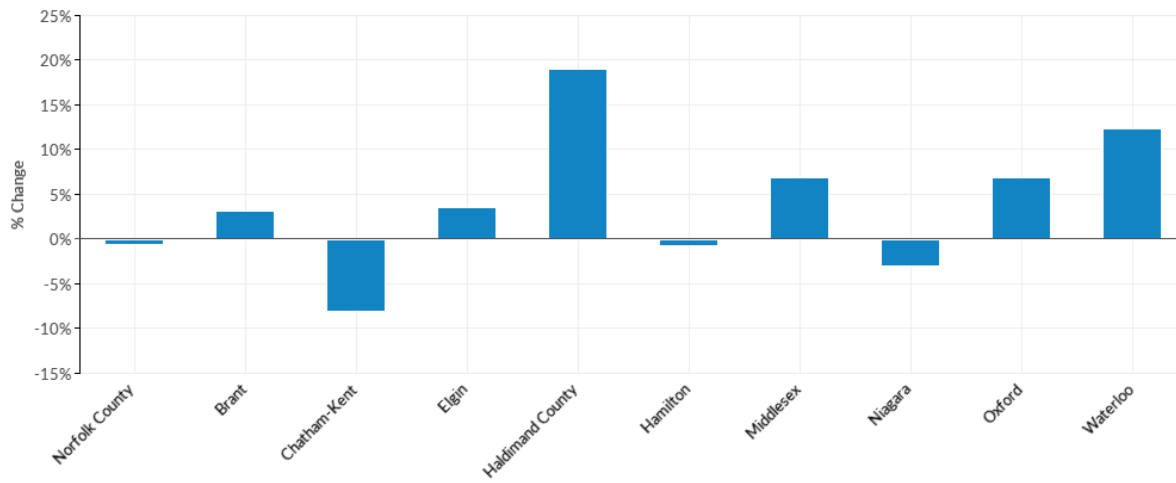
Top Occupations - Change



NOC Code	Description	Norfolk County	Brant	Chatham-Kent	Elgin	Haldimand County	Hamilton	Middlesex	Niagara	Oxford	Wa
6622	Store shelf stockers, clerks and order fillers	93	272	-113	43	129	659	448	723	113	
6211	Retail sales supervisors	67	179	126	181	57	560	1,460	486	254	
6421	Retail salespersons	-28	29	-42	-32	19	-83	-70	-224	-39	
0621	Retail and wholesale trade managers	-48	-99	-43	-145	-13	-423	-1,173	-419	-198	
6611	Cashiers	-93	-251	-154	12	-27	-811	303	-996	32	
	Total	-9	130	-226	59	165	-97	969	-431	162	

Source: Employees - Emsi 2018.1

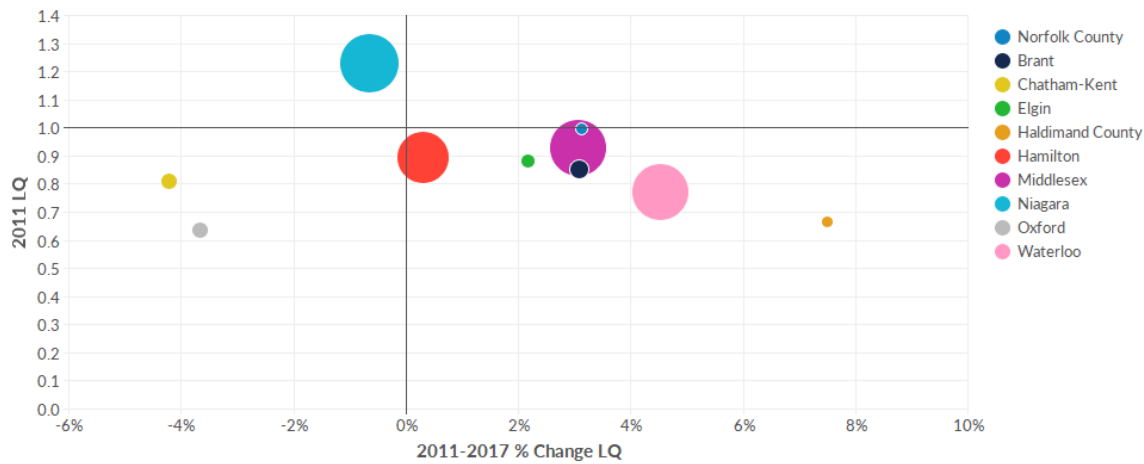
Top Occupations - % Change



NOC Code	Description	Norfolk County	Brant	Chatham-Kent	Elgin	Haldimand County	Hamilton	Middlesex	Niagara	Oxford	Wa
6622	Store shelf stockers, clerks and order fillers	38%	45%	-21%	16%	72%	33%	25%	38%	26%	
6211	Retail sales supervisors	33%	37%	40%	99%	54%	32%	106%	29%	102%	
6421	Retail salespersons	-6%	2%	-5%	-5%	9%	-2%	-1%	-5%	-5%	
6611	Cashiers	-20%	-23%	-20%	3%	-10%	-22%	12%	-26%	6%	
0621	Retail and wholesale trade managers	-24%	-20%	-18%	-55%	-13%	-23%	-53%	-24%	-54%	
	Total	-1%	3%	-8%	3%	19%	-1%	7%	-3%	7%	

Source: Employees - Emsi 2018.1

Location Quotient Breakdown - 2011 National LQ



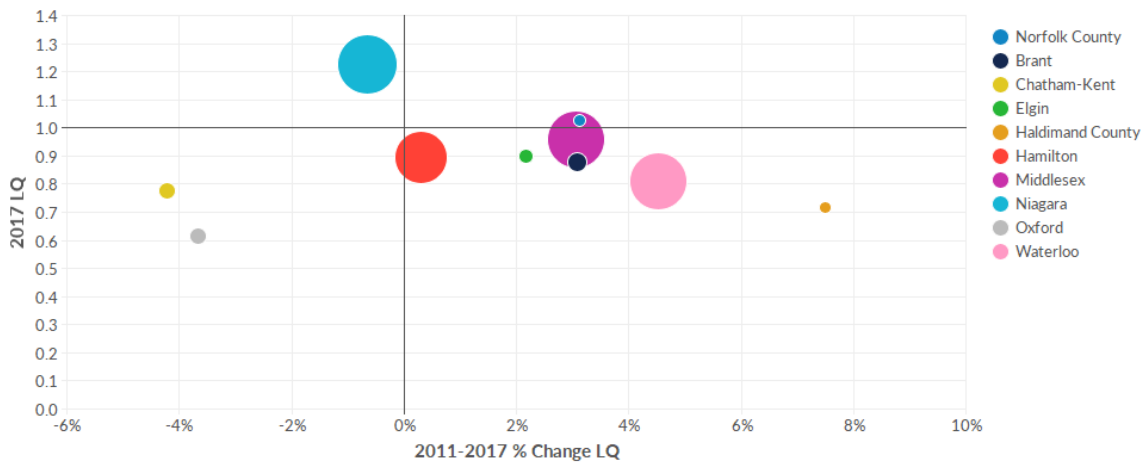
Industry	Description	Norfolk County	Brant	Chatham-Kent	Elgin	Haldimand County	Hamilton	Middlesex	Niagara	Ox
4531	Florists	3.28	1.19	2.23	2.54	1.27	0.83	0.78	2.10	
4452	Specialty food stores	2.18	0.79	0.72	1.35	1.07	1.24	1.10	1.64	
4461	Health and personal care stores	2.09	1.26	1.43	1.45	0.85	1.29	0.90	1.20	
7139	Other amusement and recreation industries	2.04	0.87	0.82	1.02	0.92	1.04	1.47	1.26	
4471	Gasoline stations	2.01	0.86	0.96	0.66	1.05	0.68	0.59	0.89	
4521	Department stores	1.85	1.34	1.85	1.48	0.11	1.25	0.93	1.41	
4529	Other general merchandise stores	1.75	0.80	1.25	1.13	1.25	1.11	1.20	1.15	
8123	Dry cleaning and laundry services	1.63	0.00	0.00	0.04	0.00	2.15	2.02	1.09	
4543	Direct selling establishments	1.46	0.46	1.22	0.60	1.59	0.70	1.08	0.59	
4431	Electronics and appliance stores	1.39	1.12	1.16	0.58	0.81	1.31	0.90	0.86	
8111	Automotive repair and maintenance	1.37	0.91	2.13	1.88	1.00	1.11	1.02	1.04	
4451	Grocery stores	1.21	1.09	0.86	0.84	1.38	0.89	0.75	1.01	
5615	Travel arrangement and reservation services	1.04	0.87	0.56	1.30	0.00	1.00	0.59	0.97	
7211	Traveller accommodation	1.02	0.43	0.39	1.64	0.00	0.20	0.57	3.87	
4453	Beer, wine and liquor stores	1.02	1.11	0.38	1.03	0.71	1.01	1.16	1.57	
	Total	1.00	0.85	0.81	0.88	0.67	0.89	0.93	1.23	

Industry	Description	Norfolk County	Brant	Chatham-Kent	Elgin	Haldimand County	Hamilton	Middlesex	Niagara	Ox
7212	Recreational vehicle (RV) parks and recreational camps	0.94	3.81	2.31	2.43	6.20	0.45	0.14	0.68	0.00
4412	Other motor vehicle dealers	0.94	0.81	1.45	1.42	0.00	0.18	0.58	1.08	0.00
4539	Other miscellaneous store retailers	0.92	1.91	0.86	0.53	0.42	1.14	0.99	1.40	0.00
4533	Used merchandise stores	0.87	1.27	1.38	3.06	0.37	1.57	1.37	1.11	0.00
4911	Postal service	0.86	0.64	0.93	1.76	2.35	1.26	1.23	0.87	0.00
8121	Personal care services	0.86	1.24	0.82	0.69	0.75	0.97	1.03	1.40	0.00
4483	Jewellery, luggage and leather goods stores	0.82	0.66	1.34	0.00	0.64	1.35	0.92	0.68	0.00
5221	Depository credit intermediation	0.69	0.36	0.50	0.48	0.53	0.66	1.04	0.68	0.00
7223	Special food services	0.69	0.28	0.62	1.56	0.88	1.34	1.24	0.66	0.00
4481	Clothing stores	0.68	0.63	0.36	0.30	0.24	0.84	1.09	0.84	0.00
7121	Heritage institutions	0.61	0.16	0.58	0.52	2.20	0.89	0.72	2.78	0.00
4532	Office supplies, stationery and gift stores	0.61	0.46	1.19	0.76	0.10	0.69	0.79	2.00	0.00
7111	Performing arts companies	0.36	0.17	0.13	0.00	0.31	0.53	0.78	3.01	0.00
4511	Sporting goods, hobby and musical instrument stores	0.15	0.98	0.55	1.22	0.02	0.94	1.06	0.78	0.00
7224	Drinking places (alcoholic beverages)	0.03	0.45	0.57	0.96	0.04	0.39	0.48	0.89	0.00
4482	Shoe stores	0.00	1.11	0.30	0.00	0.00	0.76	1.02	0.84	0.00
5172	Wireless telecommunications carriers (except satellite)	0.00	0.31	0.03	0.00	0.00	0.21	0.26	0.19	0.00
5171	Wired telecommunications carriers	0.00	0.19	0.28	0.43	0.00	0.58	0.86	0.21	0.00
5121	Motion picture and video industries	0.00	0.37	0.31	0.38	0.00	0.71	0.63	0.61	0.00
4921	Couriers	0.00	0.67	1.03	1.63	0.00	1.74	0.86	0.69	0.00
	Total	1.00	0.85	0.81	0.88	0.67	0.89	0.93	1.23	0.00

Industry	Description	Norfolk County	Brant	Chatham- Kent	Elgin	Haldimand County	Hamilton	Middlesex	Niagara	Ox
5321	Automotive equipment rental and leasing	0.00	1.07	1.81	0.00	0.00	1.29	1.22	0.43	
7112	Spectator sports	0.00	0.30	0.15	0.32	2.08	1.37	1.23	3.85	
8129	Other personal services	0.00	0.05	0.00	0.13	0.08	1.15	1.29	0.98	
7132	Gambling industries	0.00	5.86	0.96	0.35	0.00	0.42	0.40	6.61	
7131	Amusement parks and arcades	0.00	0.00	0.00	0.00	0.00	0.78	0.74	4.08	
7113	Promoters (presenters) of performing arts, sports and similar events	0.00	0.87	0.04	0.08	0.18	0.45	1.57	0.92	
4872	Scenic and sightseeing transportation, water	0.00	0.00	0.00	0.00	0.00	0.00	0.00	10.03	
4871	Scenic and sightseeing transportation, land	0.00	0.00	0.00	0.00	0.00	0.00	0.00	11.99	
4821	Rail transportation	0.00	0.27	0.00	0.00	0.00	0.38	0.63	0.36	
4812	Non-scheduled air transportation	0.00	0.00	0.00	0.00	0.00	1.47	0.07	0.68	
4811	Scheduled air transportation	0.00	0.02	0.00	0.00	0.00	0.28	0.40	0.00	
4542	Vending machine operators	0.00	0.00	0.16	0.00	1.41	0.05	1.65	0.19	
4832	Inland water transportation	0.00	0.00	0.00	0.00	0.00	0.00	0.00	0.36	
4851	Urban transit systems	0.00	0.11	0.00	0.00	0.00	0.59	0.94	0.44	
4859	Other transit and ground passenger transportation	0.00	5.99	0.00	0.00	0.00	4.96	6.69	1.73	
4855	Charter bus industry	0.00	0.00	0.00	0.00	0.00	0.17	0.91	0.97	
4853	Taxi and limousine service	0.00	1.84	2.55	0.00	0.00	1.33	0.84	1.63	
4852	Interurban and rural bus transportation	0.00	0.00	0.00	0.00	0.00	0.00	2.64	0.50	
	Total	1.00	0.85	0.81	0.88	0.67	0.89	0.93	1.23	

Source: Employees - Emsi 2018.1

Location Quotient Breakdown - 2017 National LQ



*Bubble size represents 2017 jobs in each region.

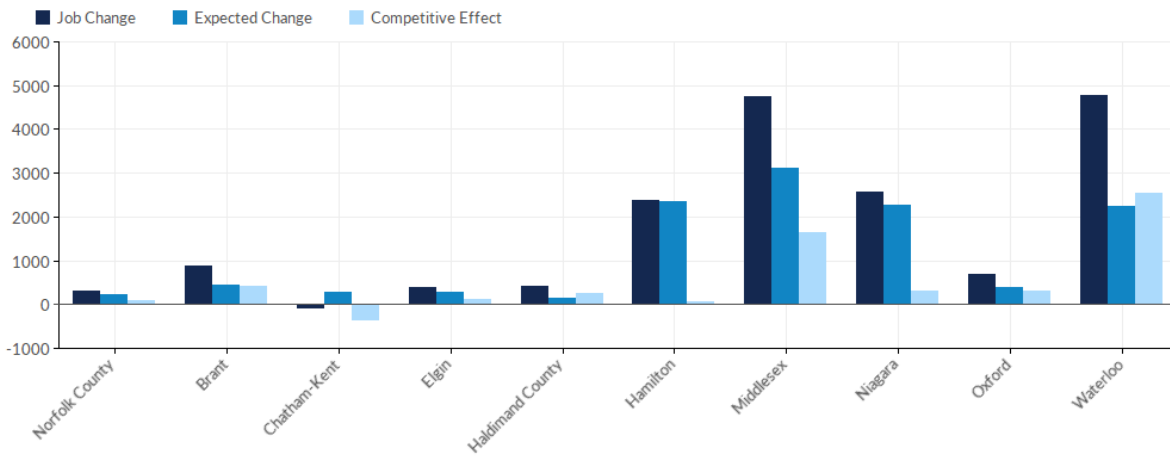
Industry	Description	Norfolk County	Brant	Chatham-Kent	Elgin	Haldimand County	Hamilton	Middlesex	Niagara	Ox
4531	Florists	3.84	1.56	2.34	2.94	0.99	0.84	0.66	2.41	
4452	Specialty food stores	2.92	0.78	0.83	1.49	1.22	1.30	1.25	1.76	
7139	Other amusement and recreation industries	2.59	0.96	0.75	0.99	0.78	1.14	1.72	1.36	
4521	Department stores	2.15	1.47	1.99	1.41	0.11	1.22	0.80	1.31	
4471	Gasoline stations	2.02	0.73	0.69	0.17	0.73	0.57	0.45	0.82	
4461	Health and personal care stores	2.02	1.26	1.35	1.48	0.79	1.27	0.83	1.18	
8123	Dry cleaning and laundry services	1.53	0.00	0.00	0.01	0.00	1.97	1.75	0.88	
4529	Other general merchandise stores	1.48	0.79	1.17	1.01	1.09	1.08	1.15	1.05	
4543	Direct selling establishments	1.44	0.29	0.99	0.35	1.79	0.63	1.04	0.47	
4451	Grocery stores	1.33	1.28	0.86	0.86	1.81	0.94	0.82	1.14	
4431	Electronics and appliance stores	1.31	1.14	1.26	0.57	0.74	1.39	0.77	0.84	
8111	Automotive repair and maintenance	1.26	0.90	2.30	1.92	0.93	1.08	0.97	1.00	
4453	Beer, wine and liquor stores	1.13	1.29	0.29	1.14	0.73	1.19	1.32	1.75	
5615	Travel arrangement and reservation services	1.13	1.08	0.57	1.91	0.00	0.99	0.46	0.96	
7211	Traveller accommodation	1.08	0.53	0.23	1.98	0.00	0.20	0.61	4.15	
	Total	1.03	0.88	0.78	0.90	0.72	0.90	0.96	1.22	

Industry	Description	Norfolk County	Brant	Chatham-Kent	Elgin	Haldimand County	Hamilton	Middlesex	Niagara	Ox
4911	Postal service	0.90	0.63	0.75	1.82	2.41	1.27	1.19	0.79	
4533	Used merchandise stores	0.87	1.48	1.63	3.37	0.17	1.67	1.29	1.07	
5221	Depository credit intermediation	0.78	0.35	0.50	0.49	0.55	0.70	1.11	0.74	
4481	Clothing stores	0.69	0.70	0.26	0.27	0.27	0.87	1.11	0.86	
7121	Heritage institutions	0.68	0.15	0.61	0.52	2.67	0.83	0.89	3.31	
7223	Special food services	0.67	0.24	0.61	1.82	1.28	1.52	1.32	0.69	
4539	Other miscellaneous store retailers	0.59	2.10	0.95	0.37	0.15	1.20	0.89	1.43	
4483	Jewellery, luggage and leather goods stores	0.54	0.57	1.68	0.00	0.90	1.58	0.82	0.50	
8121	Personal care services	0.52	1.28	0.80	0.58	0.80	0.87	0.95	1.42	
4532	Office supplies, stationery and gift stores	0.51	0.26	1.42	0.60	0.03	0.69	0.69	1.78	
7212	Recreational vehicle (RV) parks and recreational camps	0.50	5.30	2.96	2.86	6.61	0.44	0.05	0.23	
7111	Performing arts companies	0.18	0.07	0.04	0.00	0.33	0.40	0.70	2.68	
4412	Other motor vehicle dealers	0.16	0.84	1.48	1.53	0.00	0.12	0.47	1.01	
4511	Sporting goods, hobby and musical instrument stores	0.05	1.06	0.58	1.41	0.01	0.89	1.05	0.83	
7224	Drinking places (alcoholic beverages)	0.01	0.43	0.65	1.24	0.02	0.24	0.38	0.76	
4482	Shoe stores	0.00	1.29	0.12	0.00	0.00	0.73	1.08	0.83	
5172	Wireless telecommunications carriers (except satellite)	0.00	0.29	0.01	0.00	0.00	0.11	0.18	0.16	
5171	Wired telecommunications carriers	0.00	0.12	0.17	0.39	0.00	0.40	0.59	0.19	
5121	Motion picture and video industries	0.00	0.36	0.36	0.35	0.00	0.76	0.74	0.88	
4921	Couriers	0.00	0.52	1.12	1.55	0.00	1.79	0.76	0.69	
	Total	1.03	0.88	0.78	0.90	0.72	0.90	0.96	1.22	

Industry	Description	Norfolk County	Brant	Chatham- Kent	Elgin	Haldimand County	Hamilton	Middlesex	Niagara	Ox
5321	Automotive equipment rental and leasing	0.00	1.14	1.64	0.00	0.00	1.31	0.99	0.32	0.00
7112	Spectator sports	0.00	0.21	0.06	0.13	1.56	1.25	1.67	3.59	0.00
8129	Other personal services	0.00	0.02	0.00	0.04	0.03	0.89	1.17	0.83	0.00
7132	Gambling industries	0.00	4.85	0.94	0.28	0.00	0.28	0.36	4.57	0.00
7131	Amusement parks and arcades	0.00	0.00	0.00	0.00	0.00	0.91	0.77	4.59	0.00
7113	Promoters (presenters) of performing arts, sports and similar events	0.00	1.12	0.03	0.08	0.10	0.38	2.25	0.96	0.00
4872	Scenic and sightseeing transportation, water	0.00	0.00	0.00	0.00	0.00	0.00	0.00	20.77	0.00
4871	Scenic and sightseeing transportation, land	0.00	0.00	0.00	0.00	0.00	0.00	0.00	0.00	0.00
4821	Rail transportation	0.00	0.30	0.00	0.00	0.00	0.37	0.66	0.34	0.00
4812	Non-scheduled air transportation	0.00	0.00	0.00	0.00	0.00	1.25	0.02	0.64	0.00
4811	Scheduled air transportation	0.00	0.03	0.00	0.00	0.00	0.27	0.46	0.00	0.00
4542	Vending machine operators	0.00	0.00	0.07	0.00	2.49	0.02	1.42	0.12	0.00
4832	Inland water transportation	0.00	0.00	0.00	0.00	0.00	0.00	0.00	0.00	0.00
4851	Urban transit systems	0.00	0.06	0.00	0.00	0.00	0.56	1.19	0.47	0.00
4859	Other transit and ground passenger transportation	0.00	6.35	0.00	0.00	0.00	5.06	8.37	1.51	0.00
4855	Charter bus industry	0.00	0.00	0.00	0.00	0.00	0.03	0.87	0.75	0.00
4853	Taxi and limousine service	0.00	1.61	2.79	0.00	0.00	1.16	0.80	1.53	0.00
4852	Interurban and rural bus transportation	0.00	0.00	0.00	0.00	0.00	0.00	2.91	0.41	0.00
	Total	1.03	0.88	0.78	0.90	0.72	0.90	0.96	1.22	0.00

Source: Employees - Emsi 2018.1

Shift Share Breakdown - Job Change



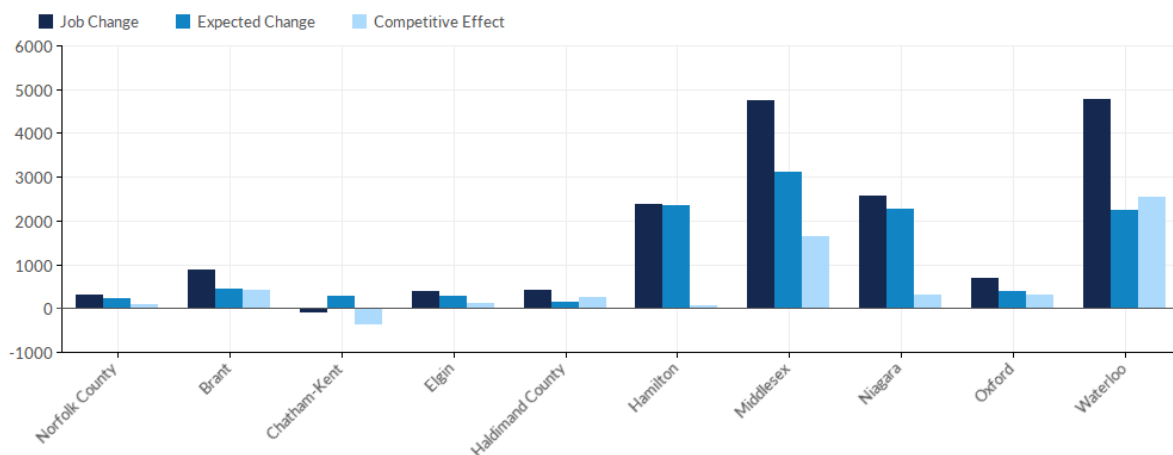
Industry	Description	Norfolk County	Brant	Chatham-Kent	Elgin	Haldimand County	Hamilton	Middlesex	Niagara	Ox
7139	Other amusement and recreation industries	176	152	31	48	15	650	1,288	654	
4452	Specialty food stores	78	27	34	39	25	220	307	284	
4461	Health and personal care stores	66	158	73	98	25	545	285	437	
5221	Depository credit intermediation	42	8	3	18	23	290	615	308	
4451	Grocery stores	35	223	-52	-7	195	91	377	449	
7211	Traveller accommodation	20	76	-68	124	0	26	205	903	
4453	Beer, wine and liquor stores	14	56	-5	21	8	199	233	224	
4481	Clothing stores	11	75	-37	0	10	225	317	168	
4543	Direct selling establishments	10	-1	7	-2	16	42	88	17	
7223	Special food services	9	3	17	70	47	417	353	124	
4471	Gasoline stations	8	-30	-54	-67	-20	-84	-126	-18	
8111	Automotive repair and maintenance	7	42	106	50	11	147	153	115	
4533	Used merchandise stores	6	43	32	42	-2	148	91	62	
7121	Heritage institutions	5	1	7	4	25	24	108	280	
4911	Postal service	2	-4	-40	6	12	9	-15	-62	
	Total	309	866	-69	393	411	2,391	4,755	2,570	

Industry	Description	Norfolk County	Brant	Chatham-Kent	Elgin	Haldimand County	Hamilton	Middlesex	Niagara	Ox
5615	Travel arrangement and reservation services	1	21	-3	34	0	-30	-71	-21	
4531	Florists	0	4	-4	0	-2	-8	-18	1	
4482	Shoe stores	0	38	-12	0	0	32	100	40	
4542	Vending machine operators	0	0	-1	0	2	-2	-30	-4	
4811	Scheduled air transportation	0	2	0	0	0	30	111	0	
4812	Non-scheduled air transportation	0	0	0	0	0	-39	-9	-7	
5321	Automotive equipment rental and leasing	0	16	1	0	0	53	-16	-15	
5172	Wireless telecommunications carriers (except satellite)	0	-3	-2	0	0	-38	-29	-9	
5171	Wired telecommunications carriers	0	-21	-24	-6	0	-192	-292	-15	
7112	Spectator sports	0	-4	-3	-4	-6	-23	79	-43	
7113	Promoters (presenters) of performing arts, sports and similar events	0	41	0	1	-1	13	390	76	
8129	Other personal services	0	-1	0	-2	0	56	127	60	
7132	Gambling industries	0	-199	-11	-6	0	-84	-32	-1,095	
7131	Amusement parks and arcades	0	0	0	0	0	57	45	237	
5121	Motion picture and video industries	0	19	18	9	0	190	228	270	
4921	Couriers	0	-23	7	-5	0	32	-47	7	
4851	Urban transit systems	0	-10	0	0	0	1	282	40	
4832	Inland water transportation	0	0	0	0	0	0	0	-3	
4821	Rail transportation	0	14	0	0	0	39	112	26	
4852	Interurban and rural bus transportation	0	0	0	0	0	0	18	-5	
	Total	309	866	-69	393	411	2,391	4,755	2,570	

Industry	Description	Norfolk County	Brant	Chatham-Kent	Elgin	Haldimand County	Hamilton	Middlesex	Niagara	Ox
4871	Scenic and sightseeing transportation, land	0	0	0	0	0	0	0	-60	
4853	Taxi and limousine service	0	-16	-2	0	0	-42	-14	-29	
4872	Scenic and sightseeing transportation, water	0	0	0	0	0	0	0	78	
4859	Other transit and ground passenger transportation	0	57	0	0	0	157	380	28	
4855	Charter bus industry	0	0	0	0	0	-9	1	-10	
4529	Other general merchandise stores	-1	54	28	14	12	249	312	118	
7224	Drinking places (alcoholic beverages)	-1	-10	-1	12	-1	-114	-86	-110	
7111	Performing arts companies	-3	-5	-3	0	1	-14	3	1	
7212	Recreational vehicle (RV) parks and recreational camps	-6	122	39	23	28	13	-16	-63	
8123	Dry cleaning and laundry services	-6	0	0	-1	0	-106	-124	-78	
4539	Other miscellaneous store retailers	-7	99	29	-4	-8	183	85	171	
4511	Sporting goods, hobby and musical instrument stores	-8	38	10	33	-1	18	84	83	
4532	Office supplies, stationery and gift stores	-8	-30	-1	-15	-2	-47	-90	-184	
4483	Jewellery, luggage and leather goods stores	-9	-13	6	0	4	12	-55	-59	
4412	Other motor vehicle dealers	-18	12	11	12	0	-11	-4	21	
4431	Electronics and appliance stores	-30	-53	-32	-16	-13	-175	-264	-150	
8121	Personal care services	-31	39	2	-10	13	-46	4	109	
4521	Department stores	-55	-151	-176	-119	-3	-712	-689	-779	-
	Total	309	866	-69	393	411	2,391	4,755	2,570	

Source: Employees - Emsi 2018.1

Shift Share Breakdown - Expected Change



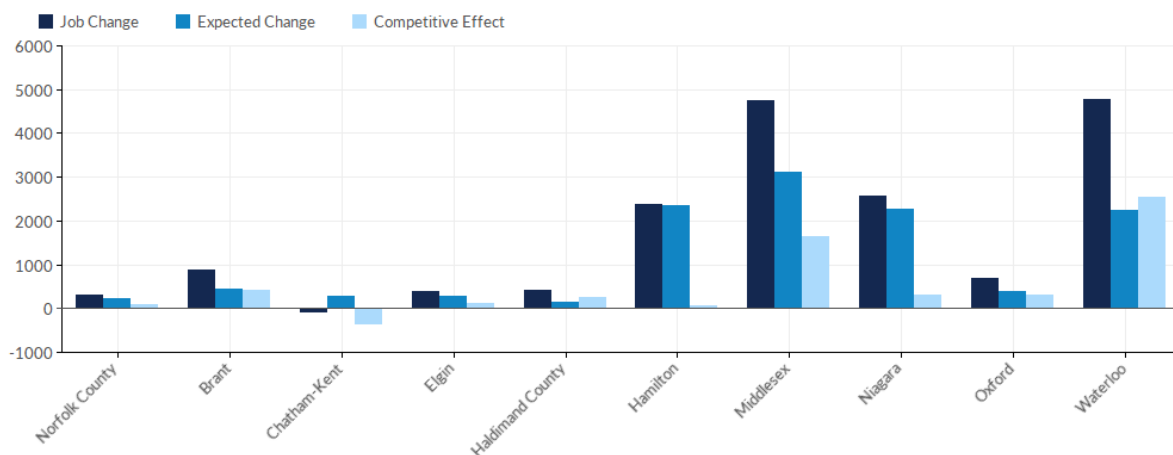
Industry	Description	Norfolk County	Brant	Chatham-Kent	Elgin	Haldimand County	Hamilton	Middlesex	Niagara	Ox
4461	Health and personal care stores	88	161	133	89	31	599	441	482	
7139	Other amusement and recreation industries	79	103	70	58	31	446	660	465	
4529	Other general merchandise stores	43	61	68	41	27	303	343	271	
4452	Specialty food stores	28	31	20	25	12	173	162	197	
8111	Automotive repair and maintenance	22	44	76	44	14	198	190	159	
5221	Depository credit intermediation	12	18	19	12	8	124	204	109	
7223	Special food services	11	14	22	37	12	239	231	102	
4543	Direct selling establishments	11	11	20	7	10	58	94	42	
4481	Clothing stores	11	30	12	7	3	146	197	125	
4539	Other miscellaneous store retailers	11	68	22	9	4	147	134	156	
7211	Traveller accommodation	9	12	8	21	0	20	59	331	
4471	Gasoline stations	9	12	9	4	4	34	31	38	
4453	Beer, wine and liquor stores	9	28	7	13	5	94	112	125	
4533	Used merchandise stores	6	26	21	30	2	118	108	72	
	Total	219	454	272	289	156	2,341	3,120	2,263	

Industry	Description	Norfolk County	Brant	Chatham-Kent	Elgin	Haldimand County	Hamilton	Middlesex	Niagara	Ox
8121	Personal care services	6	25	12	7	4	72	80	89	
4412	Other motor vehicle dealers	4	9	12	8	0	8	25	39	
7212	Recreational vehicle (RV) parks and recreational camps	3	35	16	11	16	15	5	20	
7121	Heritage institutions	3	2	6	3	8	44	37	118	
4511	Sporting goods, hobby and musical instrument stores	1	18	7	11	0	63	74	45	
7111	Performing arts companies	1	1	1	0	1	12	19	59	
4482	Shoe stores	0	18	3	0	0	44	62	42	
4542	Vending machine operators	0	0	0	0	-1	-1	-22	-2	
4811	Scheduled air transportation	0	1	0	0	0	34	51	0	
5172	Wireless telecommunications carriers (except satellite)	0	0	0	0	0	1	1	1	
5171	Wired telecommunications carriers	0	1	1	1	0	7	11	2	
5121	Motion picture and video industries	0	22	14	11	0	154	145	113	
5321	Automotive equipment rental and leasing	0	11	13	0	0	47	46	14	
7112	Spectator sports	0	0	0	0	0	-3	-3	-8	
8129	Other personal services	0	2	0	2	1	135	159	99	
7132	Gambling industries	0	-49	-6	-1	0	-13	-13	-175	
7131	Amusement parks and arcades	0	0	0	0	0	38	38	171	
7113	Promoters (presenters) of performing arts, sports and similar events	0	19	1	1	1	35	129	62	
4921	Couriers	0	1	1	1	0	7	4	2	
	Total	219	454	272	289	156	2,341	3,120	2,263	

Industry	Description	Norfolk County	Brant	Chatham-Kent	Elgin	Haldimand County	Hamilton	Middlesex	Niagara	Ox
4872	Scenic and sightseeing transportation, water	0	0	0	0	0	0	0	-23	
4832	Inland water transportation	0	0	0	0	0	0	0	-3	
4821	Rail transportation	0	9	0	0	0	47	82	38	
4812	Non-scheduled air transportation	0	0	0	0	0	-5	0	-2	
4851	Urban transit systems	0	1	0	0	0	26	43	17	
4852	Interurban and rural bus transportation	0	0	0	0	0	0	-2	0	
4871	Scenic and sightseeing transportation, land	0	0	0	0	0	0	0	13	
4859	Other transit and ground passenger transportation	0	49	0	0	0	148	209	44	
4855	Charter bus industry	0	0	0	0	0	1	3	3	
4853	Taxi and limousine service	0	-6	-6	0	0	-17	-11	-17	
7224	Drinking places (alcoholic beverages)	0	-8	-7	-8	0	-26	-33	-50	
4911	Postal service	0	-1	-1	-1	-1	-5	-5	-3	
5615	Travel arrangement and reservation services	-2	-6	-3	-4	0	-25	-15	-21	
4483	Jewellery, luggage and leather goods stores	-3	-6	-9	0	-2	-47	-34	-20	
4531	Florists	-3	-4	-5	-4	-1	-9	-9	-20	
8123	Dry cleaning and laundry services	-3	0	0	0	0	-50	-50	-22	
4532	Office supplies, stationery and gift stores	-4	-9	-16	-7	-1	-46	-55	-115	
4451	Grocery stores	-17	-46	-26	-17	-17	-137	-121	-134	
4431	Electronics and appliance stores	-23	-56	-42	-14	-12	-239	-172	-135	
4521	Department stores	-90	-198	-198	-105	-4	-671	-524	-653	
	Total	219	454	272	289	156	2,341	3,120	2,263	

Source: Employees - Emsi 2018.1

Shift Share Breakdown - Competitive Effect



Industry	Description	Norfolk County	Brant	Chatham-Kent	Elgin	Haldimand County	Hamilton	Middlesex	Niagara	Ox
7139	Other amusement and recreation industries	97	49	-39	-11	-16	204	628	189	
4451	Grocery stores	51	269	-26	10	211	227	497	583	
4452	Specialty food stores	50	-4	14	14	13	47	145	87	
4521	Department stores	35	47	23	-14	1	-41	-165	-126	
5221	Depository credit intermediation	31	-10	-16	7	15	166	411	199	
7211	Traveller accommodation	11	64	-75	103	0	6	146	572	
4453	Beer, wine and liquor stores	6	28	-12	8	3	105	121	99	
4531	Florists	4	8	1	4	-1	1	-9	21	
5615	Travel arrangement and reservation services	3	27	-1	38	0	-5	-56	0	
4911	Postal service	3	-3	-39	7	13	13	-10	-59	
7121	Heritage institutions	2	-1	1	0	16	-20	70	162	
4481	Clothing stores	0	45	-50	-7	7	80	120	43	
4832	Inland water transportation	0	0	0	0	0	0	0	0	
4821	Rail transportation	0	5	0	0	0	-8	30	-12	
4811	Scheduled air transportation	0	1	0	0	0	-4	60	0	
	Total	90	412	-342	104	256	50	1,635	307	

Industry	Description	Norfolk County	Brant	Chatham-Kent	Elgin	Haldimand County	Hamilton	Middlesex	Niagara	Ox
4542	Vending machine operators	0	0	-1	0	4	-1	-8	-2	
4482	Shoe stores	0	20	-15	0	0	-13	37	-2	
4812	Non-scheduled air transportation	0	0	0	0	0	-34	-8	-5	
5121	Motion picture and video industries	0	-3	4	-2	0	36	84	156	
5321	Automotive equipment rental and leasing	0	5	-12	0	0	6	-62	-29	
5172	Wireless telecommunications carriers (except satellite)	0	-3	-2	0	0	-39	-30	-10	
4851	Urban transit systems	0	-11	0	0	0	-25	239	24	
7112	Spectator sports	0	-4	-3	-4	-6	-20	82	-35	
7113	Promoters (presenters) of performing arts, sports and similar events	0	22	-1	0	-2	-22	261	14	
8129	Other personal services	0	-3	0	-4	-1	-79	-32	-39	
7132	Gambling industries	0	-149	-5	-5	0	-72	-19	-920	
7131	Amusement parks and arcades	0	0	0	0	0	19	7	65	
5171	Wired telecommunications carriers	0	-22	-24	-7	0	-199	-304	-18	
4859	Other transit and ground passenger transportation	0	8	0	0	0	9	172	-16	
4855	Charter bus industry	0	0	0	0	0	-10	-2	-13	
4852	Interurban and rural bus transportation	0	0	0	0	0	0	20	-4	
4853	Taxi and limousine service	0	-9	5	0	0	-26	-3	-11	
4871	Scenic and sightseeing transportation, land	0	0	0	0	0	0	0	-73	
4921	Couriers	0	-24	6	-6	0	25	-50	4	
	Total	90	412	-342	104	256	50	1,635	307	

Industry	Description	Norfolk County	Brant	Chatham-Kent	Elgin	Haldimand County	Hamilton	Middlesex	Niagara	Ox
4872	Scenic and sightseeing transportation, water	0	0	0	0	0	0	0	101	
4533	Used merchandise stores	0	17	11	12	-4	31	-17	-10	
4471	Gasoline stations	-1	-42	-63	-72	-24	-118	-156	-56	
4543	Direct selling establishments	-1	-12	-13	-8	5	-16	-5	-25	
7224	Drinking places (alcoholic beverages)	-1	-2	6	21	-1	-88	-53	-60	
7223	Special food services	-2	-11	-5	33	35	177	122	22	
8123	Dry cleaning and laundry services	-3	0	0	-1	0	-55	-74	-56	
7111	Performing arts companies	-4	-6	-4	0	1	-26	-15	-58	
4532	Office supplies, stationery and gift stores	-4	-21	15	-8	-2	-1	-34	-69	
4483	Jewellery, luggage and leather goods stores	-6	-6	15	0	6	59	-21	-38	
4431	Electronics and appliance stores	-7	3	10	-1	-2	64	-92	-15	
4511	Sporting goods, hobby and musical instrument stores	-8	20	2	22	-1	-44	10	38	
7212	Recreational vehicle (RV) parks and recreational camps	-9	86	24	12	12	-2	-21	-83	
8111	Automotive repair and maintenance	-15	-3	31	6	-3	-51	-37	-44	
4539	Other miscellaneous store retailers	-18	31	7	-13	-12	36	-49	16	
4412	Other motor vehicle dealers	-21	2	-1	4	0	-18	-30	-18	
4461	Health and personal care stores	-22	-3	-59	9	-5	-54	-155	-45	
8121	Personal care services	-37	13	-10	-17	8	-118	-76	20	
4529	Other general merchandise stores	-44	-6	-41	-26	-14	-53	-31	-153	
	Total	90	412	-342	104	256	50	1,635	307	

Source: Employees - Emsi 2018.1

Appendix A - Industries

Code	Description
4412	Other motor vehicle dealers
4431	Electronics and appliance stores
4451	Grocery stores
4452	Specialty food stores
4453	Beer, wine and liquor stores
4461	Health and personal care stores
4471	Gasoline stations
4481	Clothing stores
4482	Shoe stores
4483	Jewellery, luggage and leather goods stores
4511	Sporting goods, hobby and musical instrument stores
4521	Department stores
4529	Other general merchandise stores
4531	Florists
4532	Office supplies, stationery and gift stores
4533	Used merchandise stores
4539	Other miscellaneous store retailers
4542	Vending machine operators
4543	Direct selling establishments
4811	Scheduled air transportation
4812	Non-scheduled air transportation
4821	Rail transportation
4832	Inland water transportation
4851	Urban transit systems
4852	Interurban and rural bus transportation
4853	Taxi and limousine service
4855	Charter bus industry
4859	Other transit and ground passenger transportation
4871	Scenic and sightseeing transportation, land
4872	Scenic and sightseeing transportation, water
4911	Postal service
4921	Couriers

Code	Description
5121	Motion picture and video industries
5171	Wired telecommunications carriers
5172	Wireless telecommunications carriers (except satellite)
5221	Depository credit intermediation
5321	Automotive equipment rental and leasing
5615	Travel arrangement and reservation services
7111	Performing arts companies
7112	Spectator sports
7113	Promoters (presenters) of performing arts, sports and similar events
7121	Heritage institutions
7131	Amusement parks and arcades
7132	Gambling industries
7139	Other amusement and recreation industries
7211	Traveller accommodation
7212	Recreational vehicle (RV) parks and recreational camps
7223	Special food services
7224	Drinking places (alcoholic beverages)
8111	Automotive repair and maintenance
8121	Personal care services
8123	Dry cleaning and laundry services
8129	Other personal services

Appendix B - Data Sources and Calculations

Industry Data

In order to capture a complete picture of industry employment, Emsi combines employment data from Survey of Employment, Payrolls and Hours (SEPH) with data from the Labour Force Survey (LFS), Census, and Canadian Business Patterns (CBP) to form detailed geographic estimates of employment. Projections are based on the latest available Emsi industry data, 10-year past local trends in each industry and growth rates from national industry projections from the Canadian Occupational Projection System (COPS) produced by Human Resources and Skills Development Canada.

Staffing Patterns Data

The staffing patterns data in this report is compiled from several sources using a specialized process. Sources include the Labour Force Survey (LFS) and the Census. Emsi uses ratios from the Census and inputs regional jobs by industry, converting these to jobs by occupation. The ratios derived from this are adjusted to equal actual regional data, resulting in a unique regional staffing pattern.